



# Commercial Nearshore Advisory Panel Meeting



**Oregon Department of Fish and Wildlife  
Marine Resources Program**

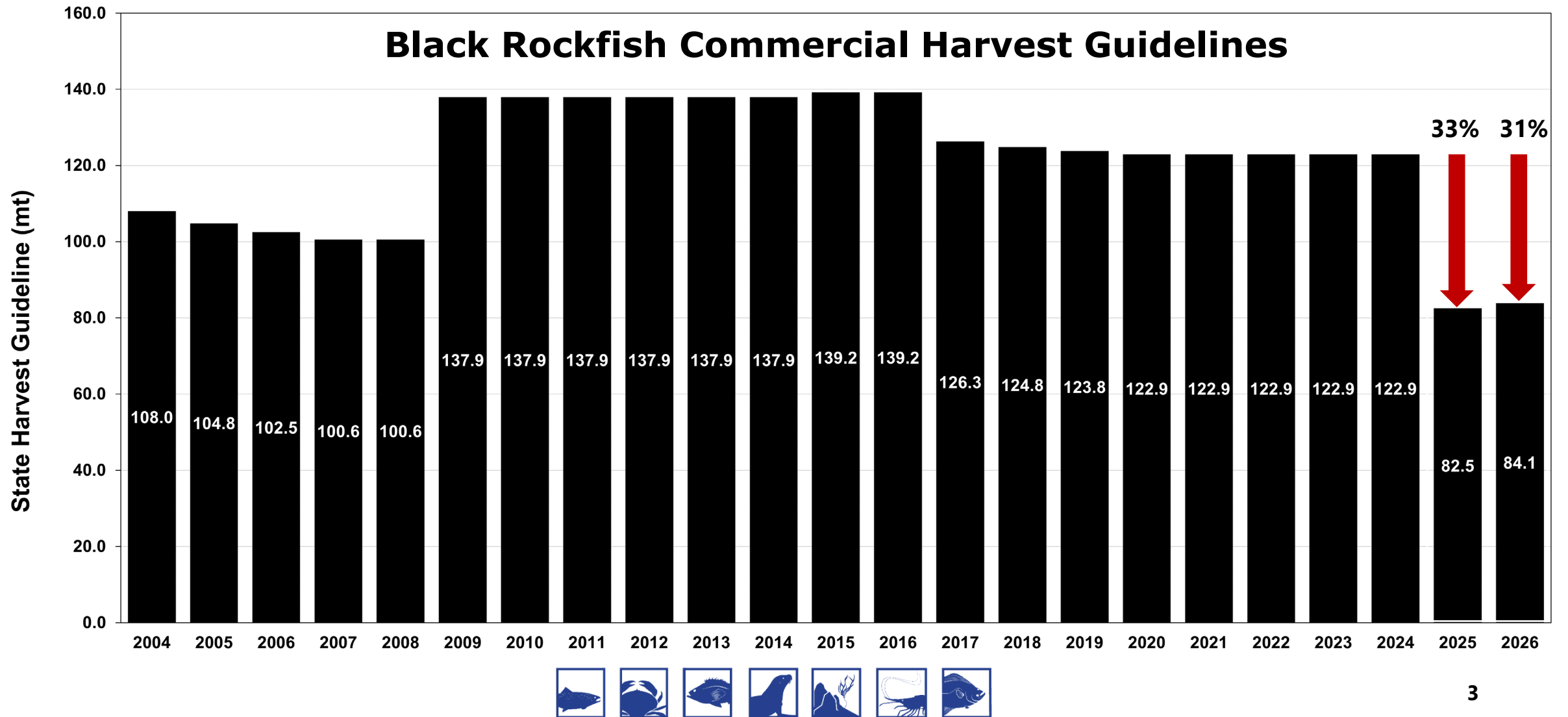
**June 5, 2024**

# CNAP Meeting Agenda

- **Welcome and introductions (5 m)**
- **Background information (20 m) / Issues discussion (85 m)**
  - Analysis of potential Black Rockfish management strategies (10 m) / 2025-2026 management strategies (50 min)
  - 2024 Blue/Deacon Rockfish landings and effort (5 m) / In-season changes (20 m)
  - Black/Blue Rockfish permit history (5 m) / Threshold limit of non-endorsed Black/Blue Rockfish permits (15 m)
  - New, emerging, or other issues identified by panel
- **Future meeting planning (10 m)**
- **Public comment if time allows**



# 2004 - 2026 Harvest Specifications



# Current Management Strategy



**Provide sustainable fishing opportunity without exceeding federal and state harvest limits or yelloweye or quillback rockfish impacts**

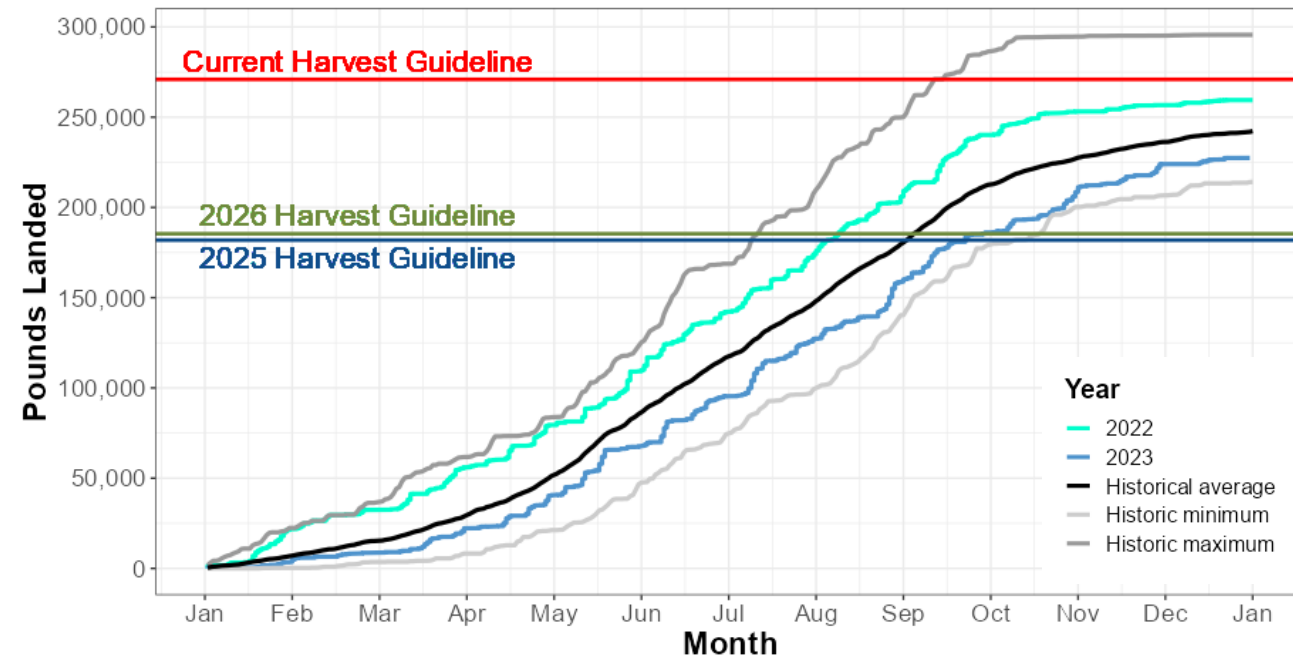
## Predictability

- Year-round season
- Market supply matches demand
- Bi-monthly vessel limits set start of year
- Limit in-season changes



# Potential Impacts of Reduced HGs in 2025-2026

## Cumulative Annual Landings



- Lower limits, early closure, and/or more in-season reductions
- Highliners most impacted by lower vessel limits
- Limited options for B/B permit holders without NSE (38%) or other fisheries
- Shift to new "RCA gears"?
- Market supply and demand, substitutions?



# Potential Management Strategies

- Continue to manage for full-year season by lowering trip limits far enough
- Take more risk that season closes early with somewhat higher limits
- Close some months upfront
- Different limits for B/B & NSE permits
- Input from CNAP/CNS fleet on alternative measures



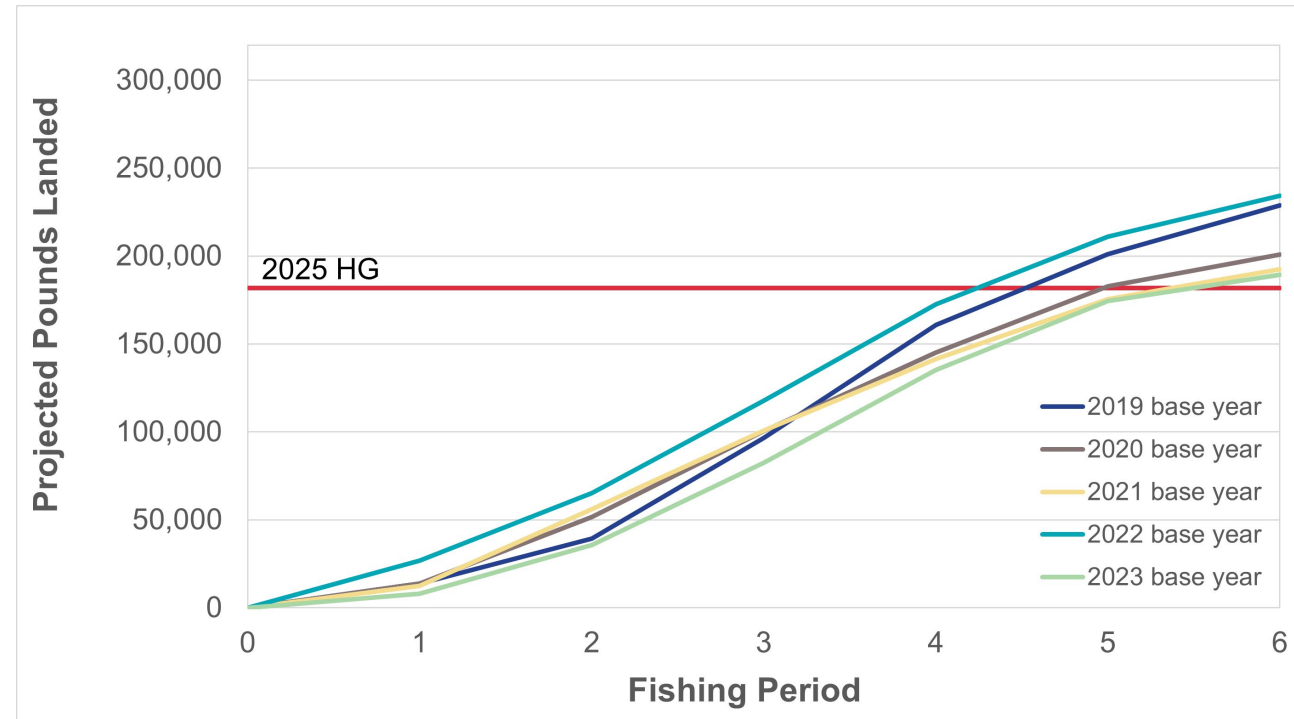


# Reduction in Trip Limits

## Bi-monthly Vessel Limits

Period	2023 Outset	2025 33% ↓	2025 45% ↓
P1	1,800	1,200	1,000
P2	1,800	1,200	1,000
P3	2,400	1,600	1,300
P4	2,400	1,600	1,300
P5	1,800	1,200	1,000
P6	1,800	1,200	1,000

## 33% Reduction from 2023 Limits



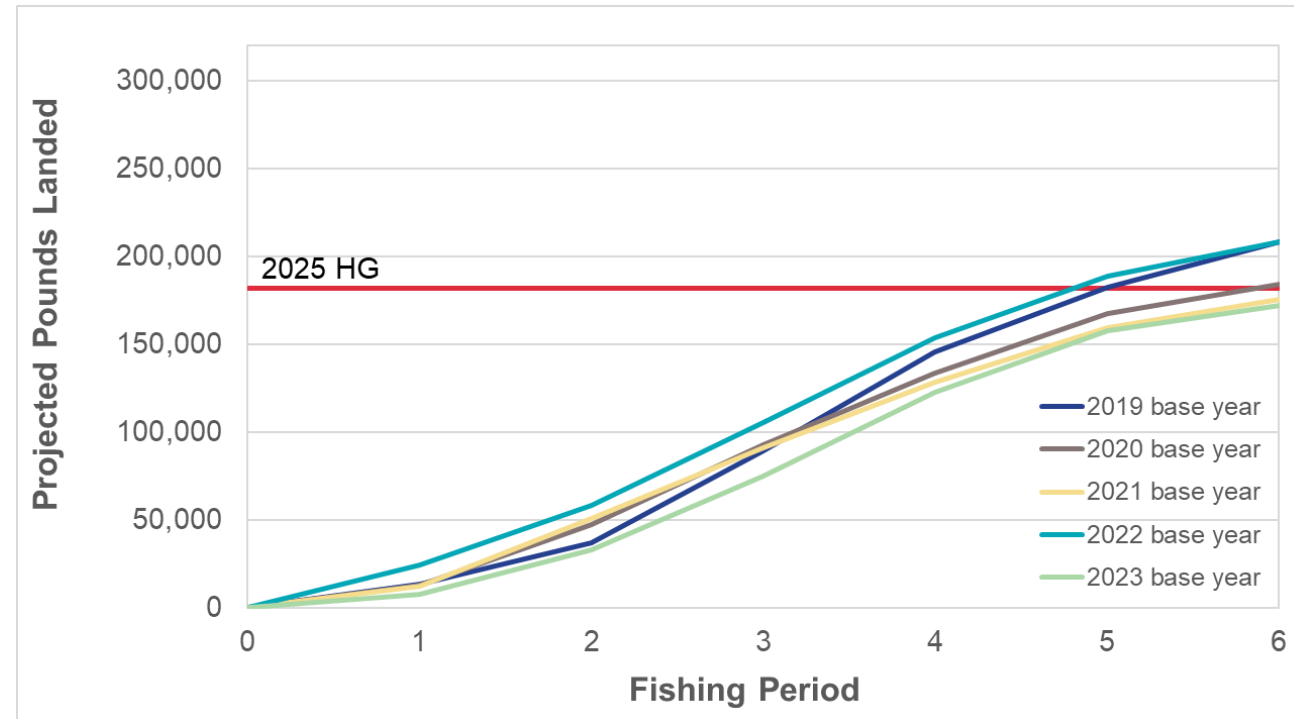


# Reduction in Trip Limits

## Bi-monthly Vessel Limits

Period	2023 Outset	2025 33% ↓	2025 45% ↓
P1	1,800	1,200	1,000
P2	1,800	1,200	1,000
P3	2,400	1,600	1,300
P4	2,400	1,600	1,300
P5	1,800	1,200	1,000
P6	1,800	1,200	1,000

## 45% Reduction from 2023 Limits



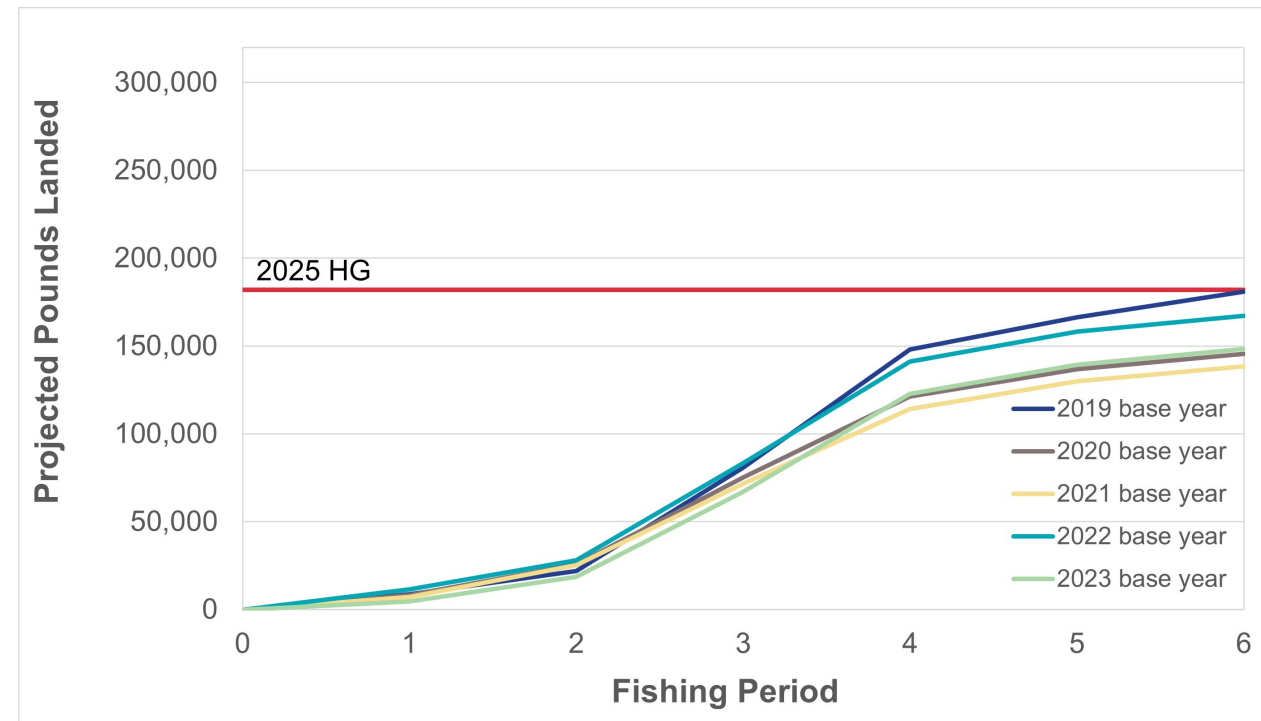


# Decreased Limits in Periods 1 & 2, 5 & 6

## Bi-monthly Vessel Limits

Period	2023 Outset	80% in P1,2,5,6 27% in P3 & 4
P1	1,800	350
P2	1,800	350
P3	2,400	1,750
P4	2,400	1,750
P5	1,800	350
P6	1,800	350

**27% reduction in Periods 3 & 4  
80% in all other periods**



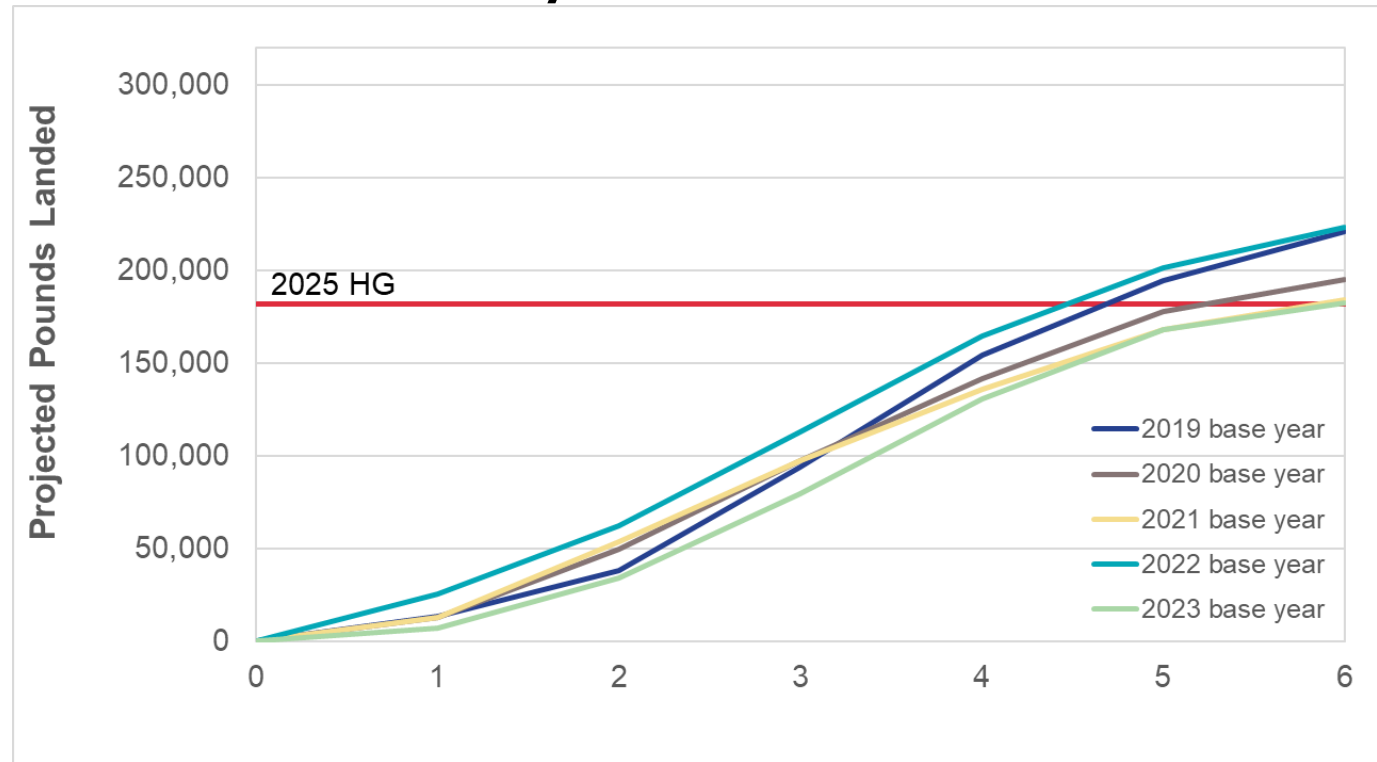


# Trip Limits by Permit Type

## Bi-monthly Vessel Limits

Period	2023 Outset	B/B 25% ↓	NSE 45% ↓
P1	1,800	1,350	1,000
P2	1,800	1,350	1,000
P3	2,400	1,800	1,300
P4	2,400	1,800	1,300
P5	1,800	1,350	1,000
P6	1,800	1,350	1,000

## 25% B/B and 45% NSE

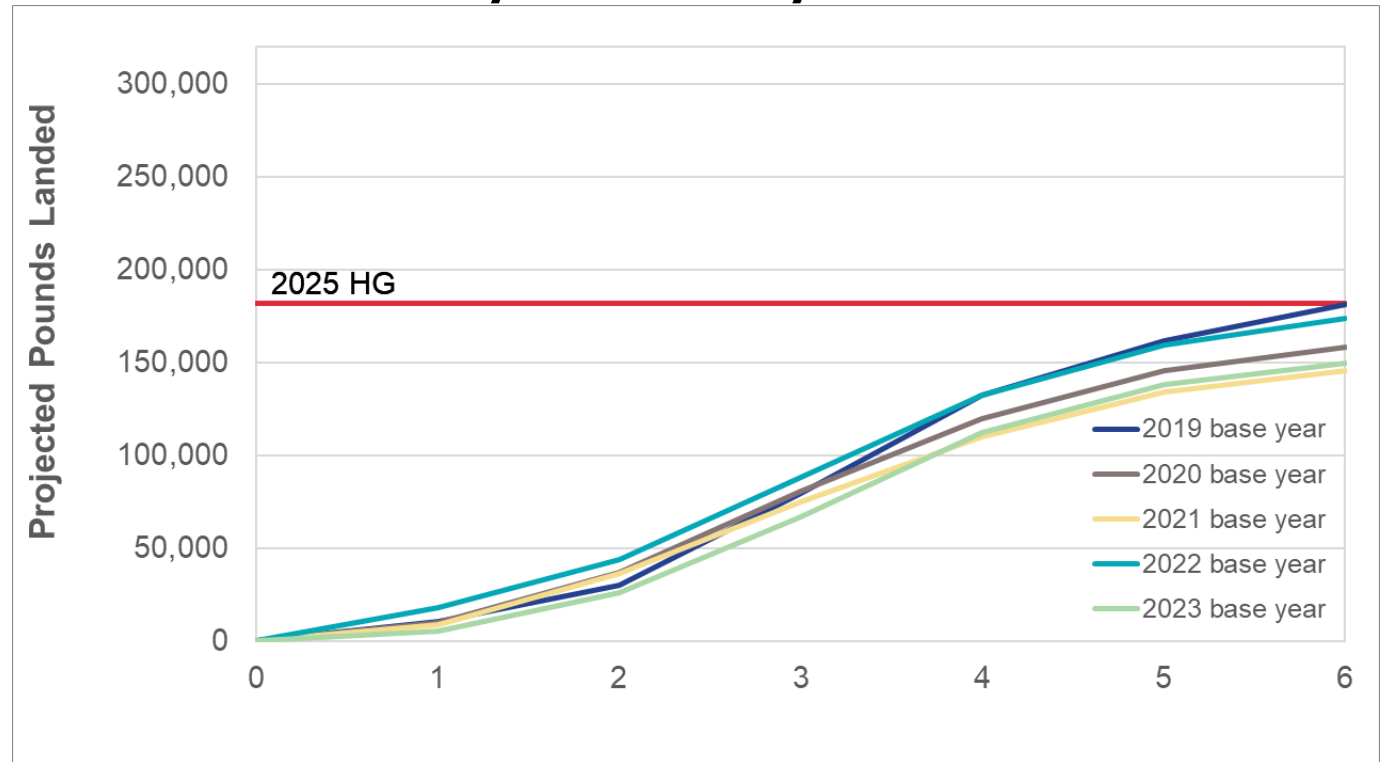


# Trip Limits by Permit Type

## Bi-monthly Vessel Limits

Period	2023 Outset	B/B 33% ↓	NSE 72% *42% ↓
P1	1,800	1,000	500
P2	1,800	1,000	500
P3	2,400	1,500	1,000*
P4	2,400	1,500	1,000*
P5	1,800	1,000	500
P6	1,800	1,000	500

## 33% B/B and 72/42% NSE



# Issue Discussion



Photo: naturerules1.fandom.com



# Blue & Deacon Rockfish in-season adjustments

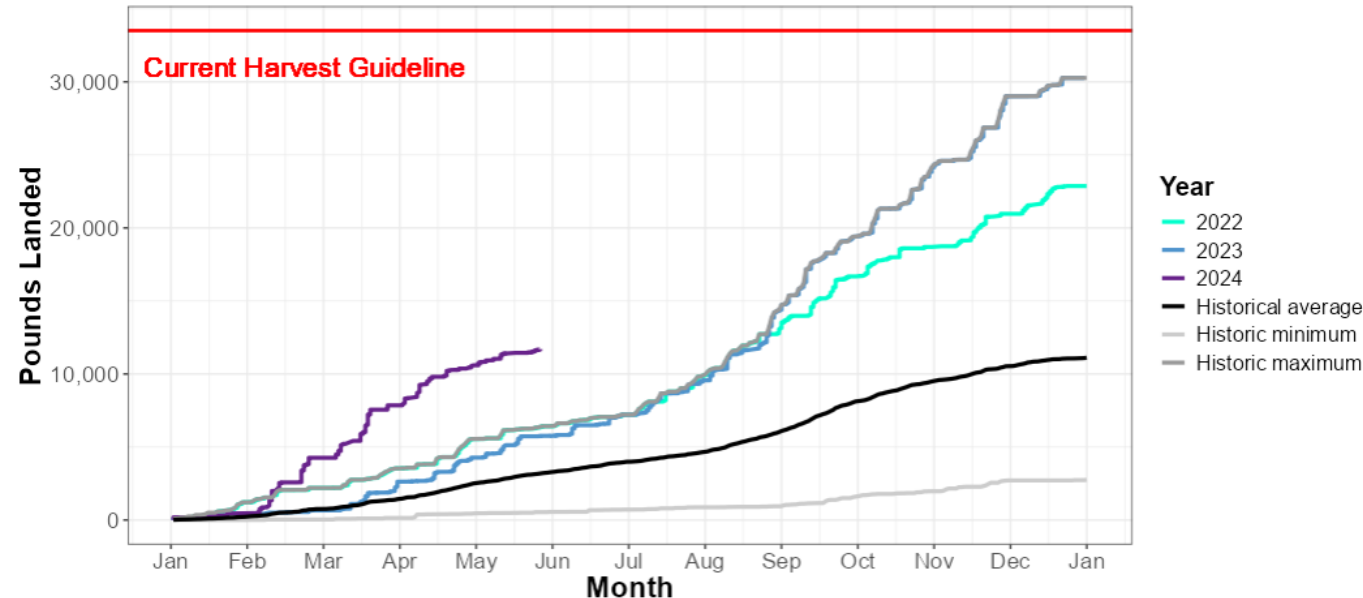
## Commercial catch projected to exceed 15.2 mt HG by 3.5 mt

2024 Oregon Commercial Nearshore Fishery Reported Landings through 5 / 26 ( 40 % of the calendar year)

Totals (lbs) and Harvest Guideline Attainment (%)

Totals & Attainment	Black Rockfish	Blue and Deacon Rockfish	Other Nearshore Rockfish	Cabezon	Greenling
1 Harvest Guidelines	270,948	33,510	35,494	69,666	216,935
2 Current Totals	67,982	11,705	5,603	13,835	9,212
3 Remainder	202,966	21,805	29,891	55,831	207,723
4 % Attainment	25	35	16	20	4
5 % above or below average	-16	350	5	-29	-39

Cumulative Annual Landings



# Blue & Deacon Rockfish in-season adjustments

**Commercial catch projected to exceed 15.2 mt HG by 3.5 mt**

Status Quo	
Period	Limit
1	1,500
2	1,500
3	1,500
4	1,500
5	1,500
6	1,500

Period 4 – 6 Alternatives	Trip Limit	Projected Catch (mt)
Status Quo	1,500	18.7
ALT 1	750	18.4
ALT 2	400	16.6
ALT 3	300	15.6
ALT 4	275	15.3
ALT 5	250	14.9





# Issue Discussion

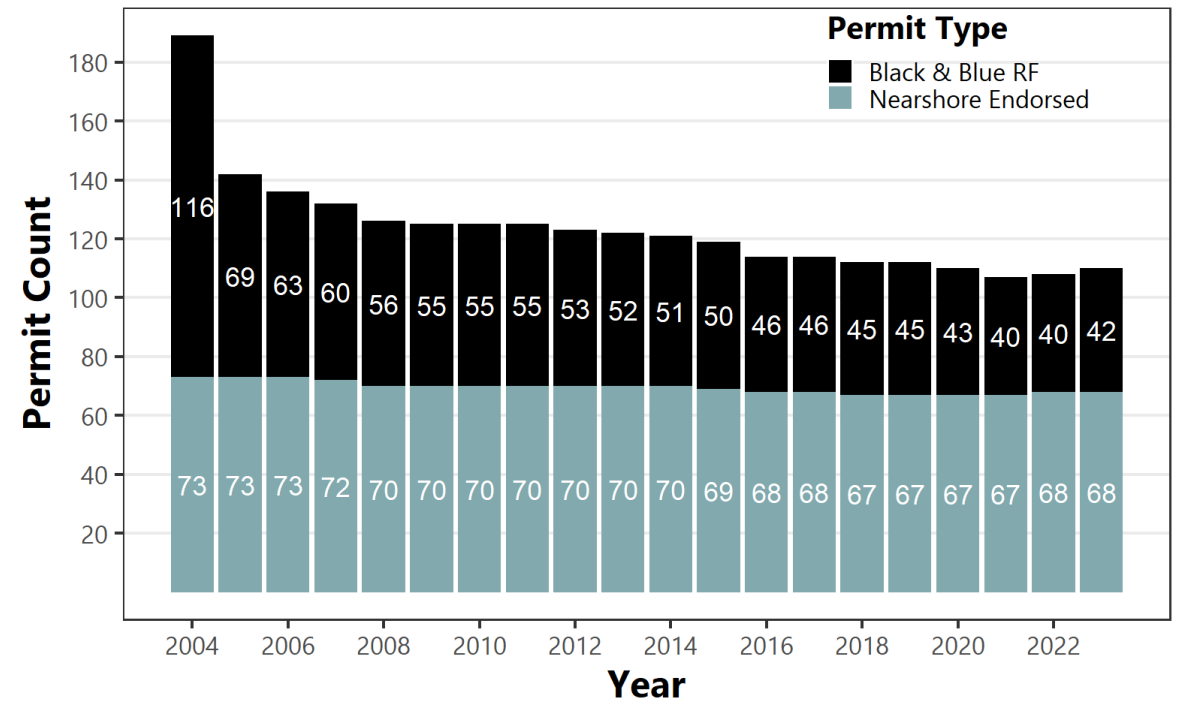
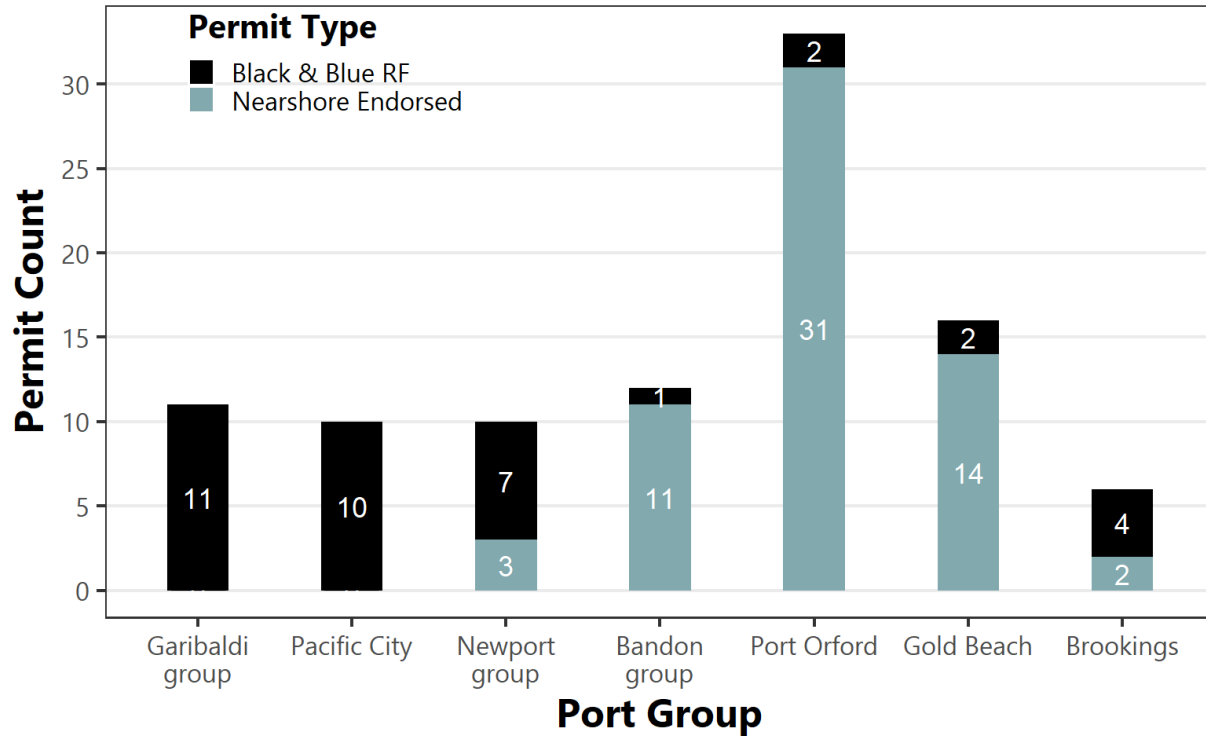


Photo: R Lai, Creative Commons



# Commercial Nearshore Permits

**110 B/B & NSE permits in total; 104 permits were active in 2023 (95%)**





# Issue Discussion



Photo: Chun, ODFW



# Commercial Nearshore Permits

## Lottery for Limited Entry Black Rockfish/Blue Rockfish/Nearshore Fishery Permits (635-004-0325)

- (1) If the number of permits issued in accordance with OAR 635-004-0300 falls below 80 for Black Rockfish and Blue Rockfish Permits or 50 permits for Black Rockfish and Blue Rockfish Permits with a Nearshore Endorsement, the Department in the next succeeding calendar year may issue Black Rockfish/Blue Rockfish/Nearshore Fishery Permits by a lottery system pursuant to ORS 508.955. However, the total number of permits issued may not exceed 80 for Black Rockfish and Blue Rockfish Permits or 50 Black Rockfish and Blue Rockfish Permits with a Nearshore Endorsement.
  - (2) A vessel may qualify for the lottery if the vessel:
    - (a) Has a boat licensed issued pursuant to ORS 508.260 for the current year; and
    - (b) Had a boat license issued pursuant to ORS 508.260 for the previous year.
  - (3) Each applicant for a permit lottery shall complete the application form prescribed by the Department.
  - (4) Application for vessel permits shall only be accepted for vessels, which, in the judgment of the Department, are capable of operating the gear necessary to legally participate in the fishery. Vessels of a size or design incapable of harvesting the permitted species are not eligible for the lottery.
  - (5) Only one application per vessel may be submitted for each permit lottery.
  - (6) Any application which is not legible, has incomplete information, or is postmarked after the deadline may not be entered in the lottery.
- Applications for all permits will be accepted at the Salem headquarters office of the Department, and shall be postmarked or date stamped no later than March 31 of the year for which the permit is issued.

Statutory/Other Authority: ORS 506.036, 506.109, 506.119 & 506.129

Statutes/Other Implemented: ORS 506.109, 506.129 & 508.955

History: DFW 75-2012, f. 6-28-12, cert. ef. 7-1-12

