



Marine
Resources

Commercial Nearshore Advisory Panel Meeting



**Oregon Department of Fish and Wildlife
Marine Resources Program**

June 30, 2025

CNAP Meeting Agenda

- **Welcome and introductions (5 m)**

- **Issues discussion (105 m)**

2025 landings and effort

- Status update
- Discuss potential in-season changes

Permit lottery survey

- Review and provide feedback on draft survey

New, emerging, or other issues

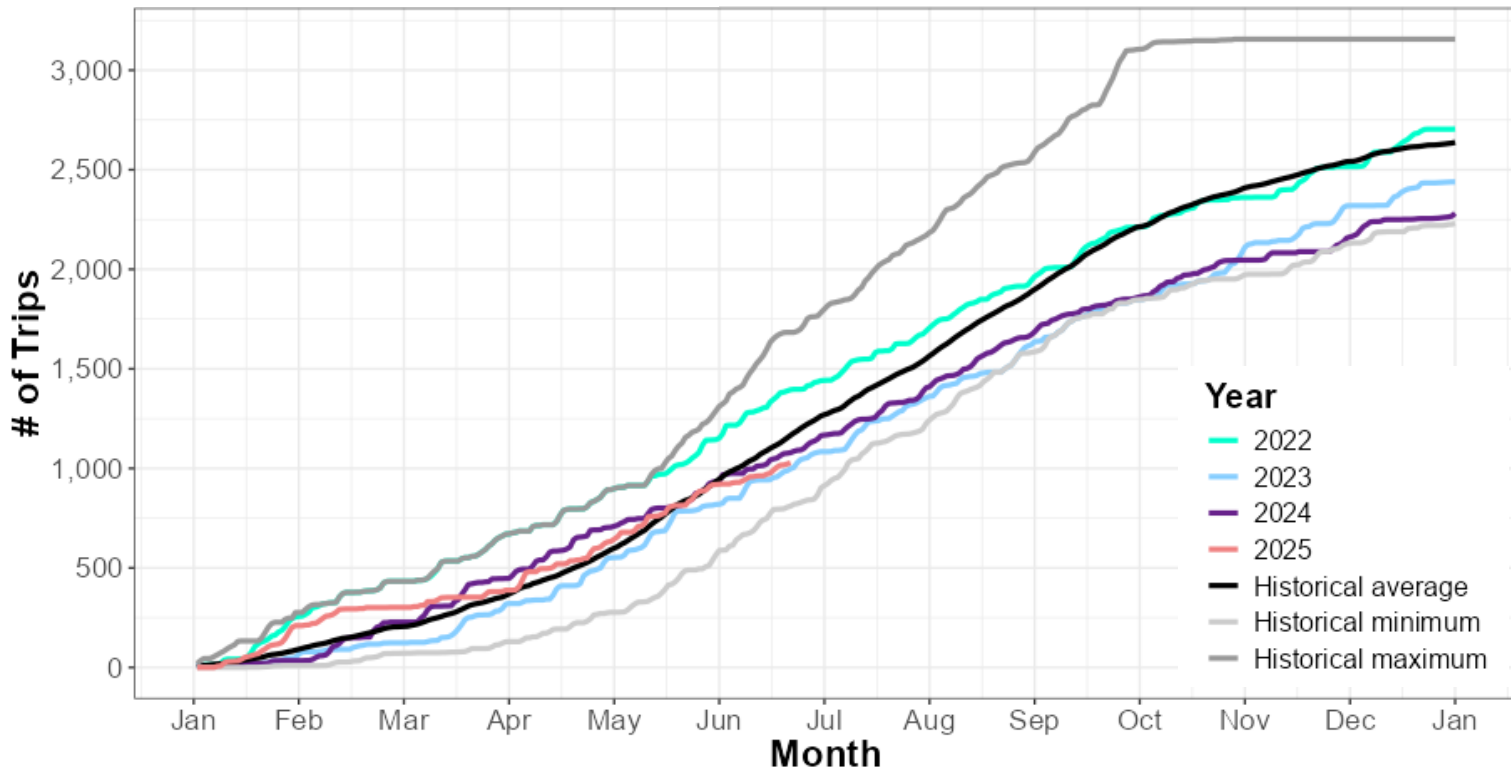
- **Future meeting planning (10 m)**

- **Public comment if time allows**



2025 Fishery Status Update as of 6/22

Cumulative Annual Effort

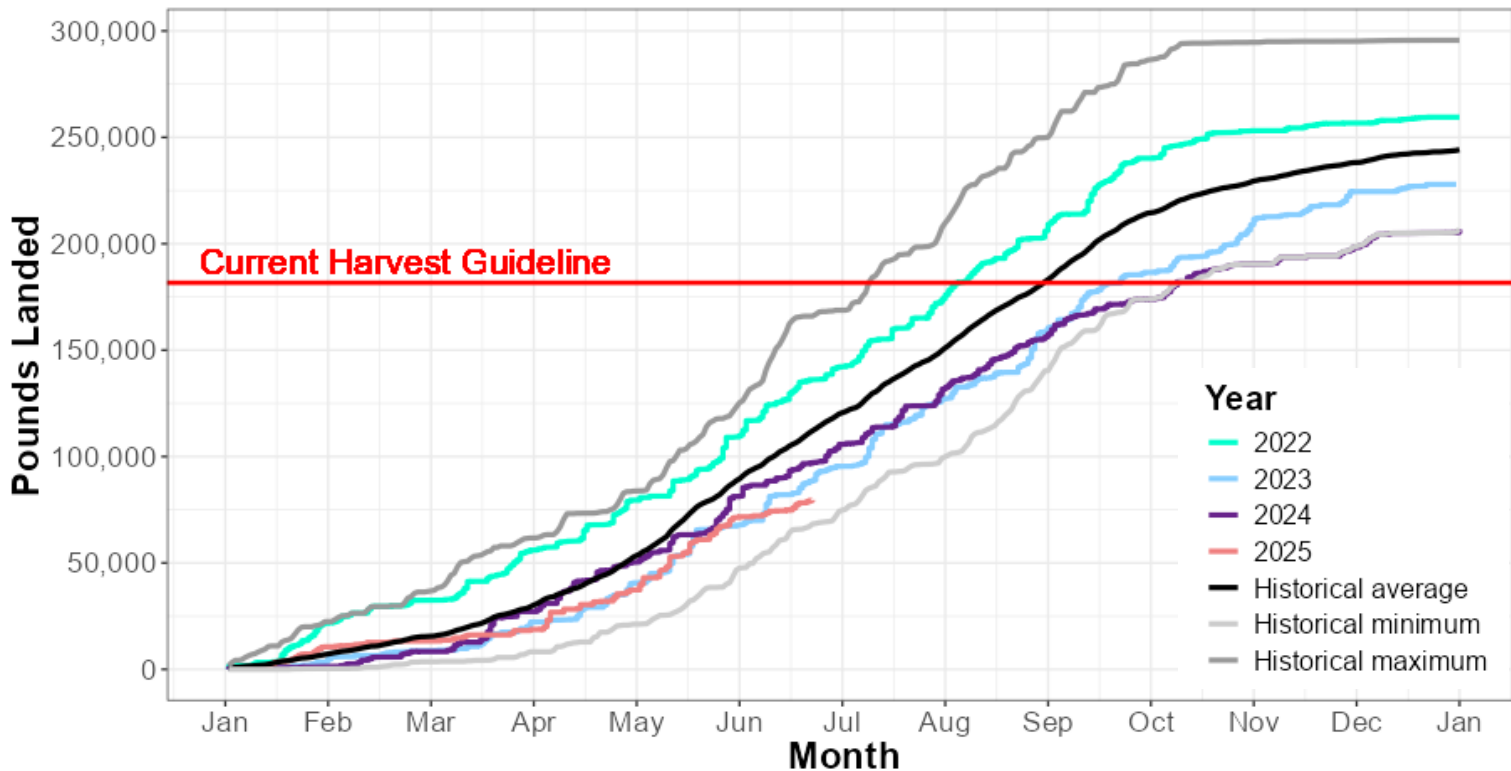


- Above-average early in year, average or below since mid-May
- Below-average landings of Black Rockfish (-27%), Greenling (-7%), Cabezon (-53%), and ONS Rockfish (-5%)
- Above-average for Blue/Deacon Rockfish (192%)



2025 Black Rockfish Update as of 6/22

Cumulative Annual Landings



- 44% attainment as of June 22 (47% of the year)
- 27% below average – projected to come in below HG, but previously projected to exceed HG
- May need to make in-season changes to vessel limits



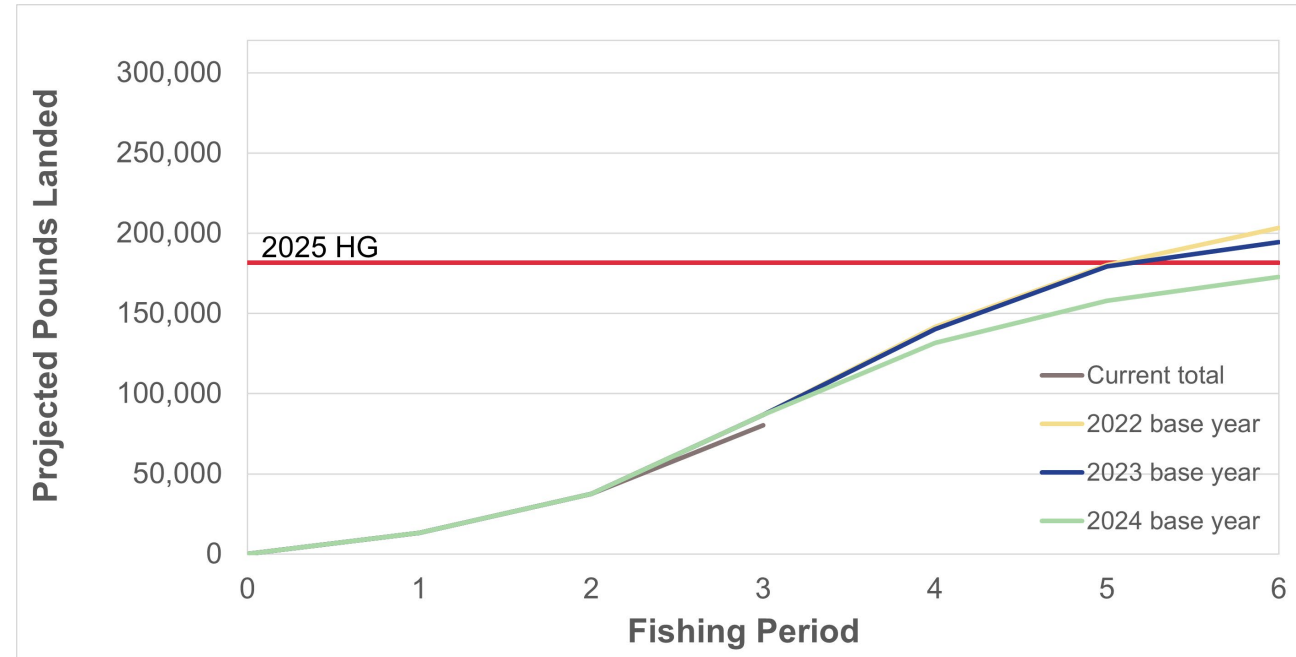


Potential Reductions in Trip Limits

Bi-monthly Vessel Limits

Period	2025 Outset	Alt 1 Status Quo P4	Alt 2 Lower P4
P1	1,200	1,200	1,200
P2	1,200	1,200	1,200
P3	1,600	1,600	1,600
P4	1,600	1,600	1,200
P5	1,200	650	900
P6	1,200	450	600

Status Quo

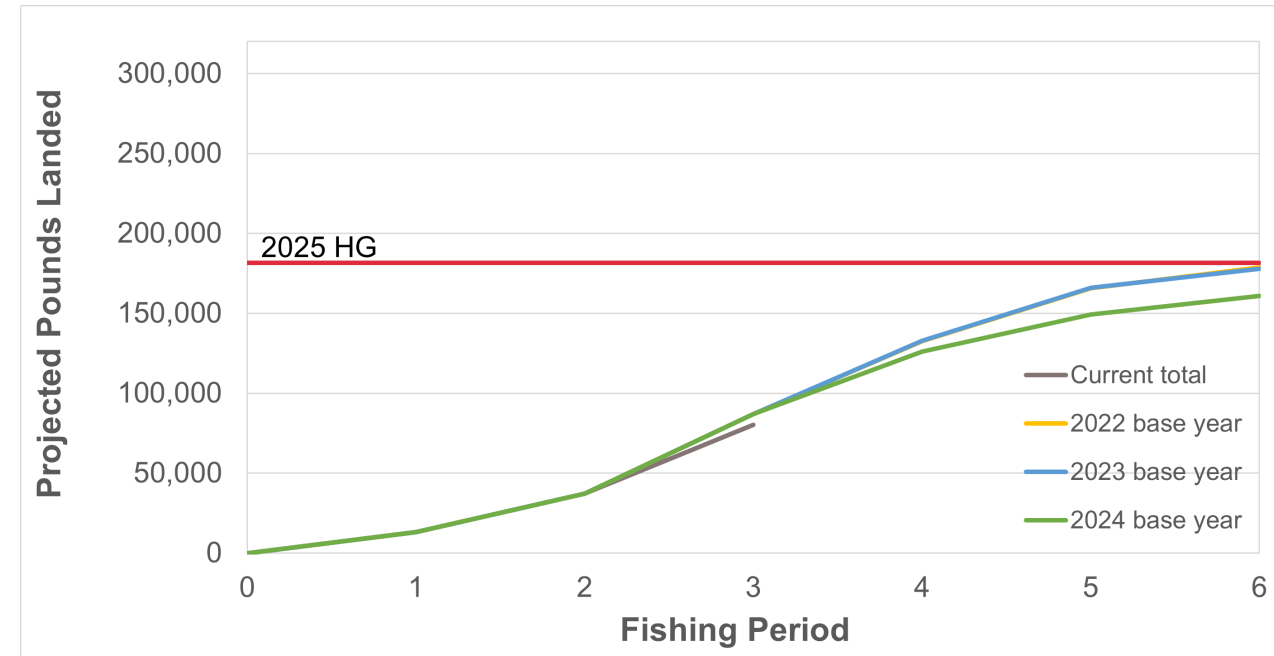


Potential Reductions in Trip Limits

Bi-monthly Vessel Limits

Period	2025 Outset	Alt 1 Status Quo P4	Alt 2 Lower P4
P1	1,200	1,200	1,200
P2	1,200	1,200	1,200
P3	1,600	1,600	1,600
P4	1,600	1,600	1,200
P5	1,200	650	900
P6	1,200	450	600

Status Quo P4, Lower P5 & P6

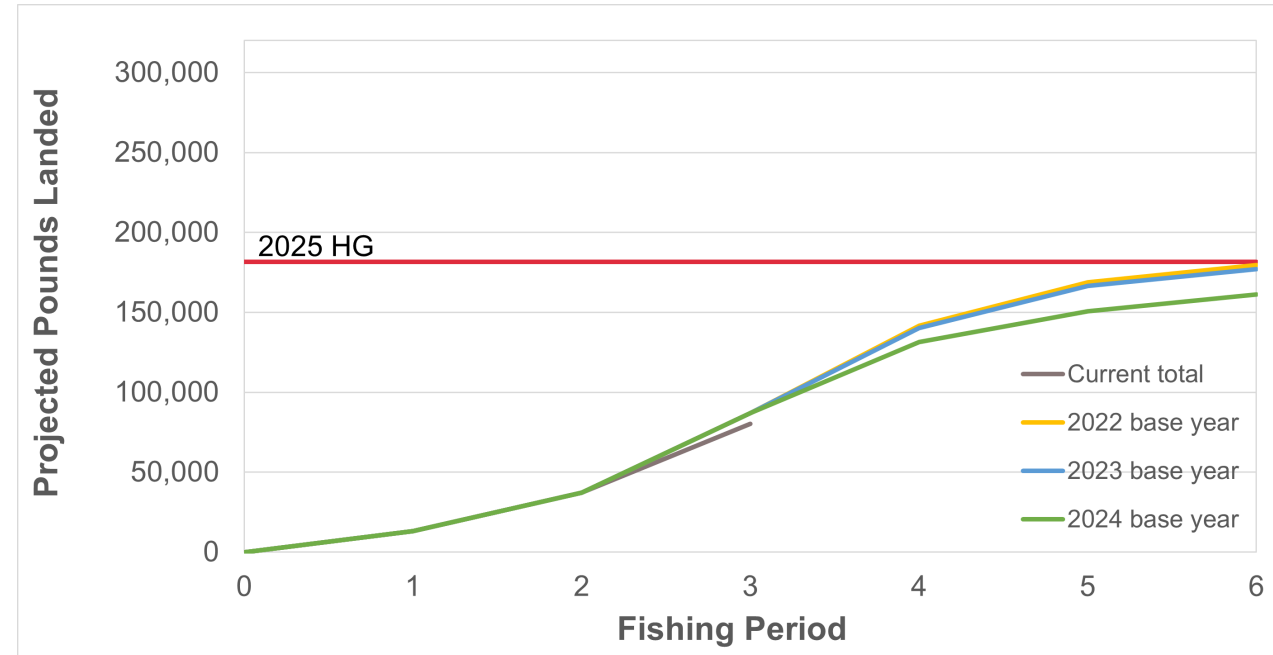


Potential Reductions in Trip Limits

Bi-monthly Vessel Limits

Period	2025 Outset	Alt 1 Status Quo P4	Alt 2 Lower P4
P1	1,200	1,200	1,200
P2	1,200	1,200	1,200
P3	1,600	1,600	1,600
P4	1,600	1,600	1,200
P5	1,200	650	900
P6	1,200	450	600

Lower P4, P5 & P6 changes



In-season Adjustments to Trip Limits

- Blue/Deacon Rockfish: projected to exceed HG, no changes at this time/will continue to track landings & make additional adjustments as needed
- Bimonthly limit increases below will allow additional opportunity to attain a larger portion of the state HGs.

Vessels with a Black Rockfish and Blue Rockfish Permit WITH a Nearshore Endorsement

- Other Nearshore Rockfish combined: 650 pounds per period – **this is a 200-pound increase**
- Cabezon: 2,500 pounds per period – **this is a 1,000-pound increase**
- Greenling: 2,000 pounds per period – **this is an 800-pound increase**



Issue Discussion: Permit Lottery



Photo: R Lai, Creative Commons



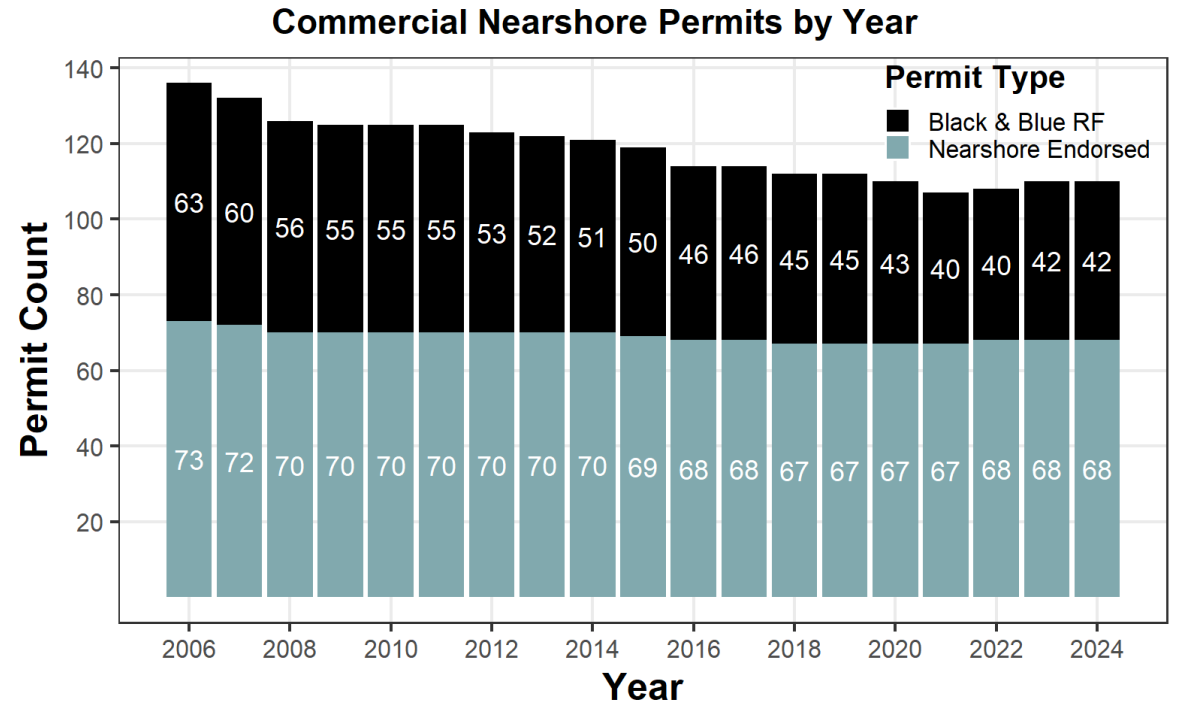
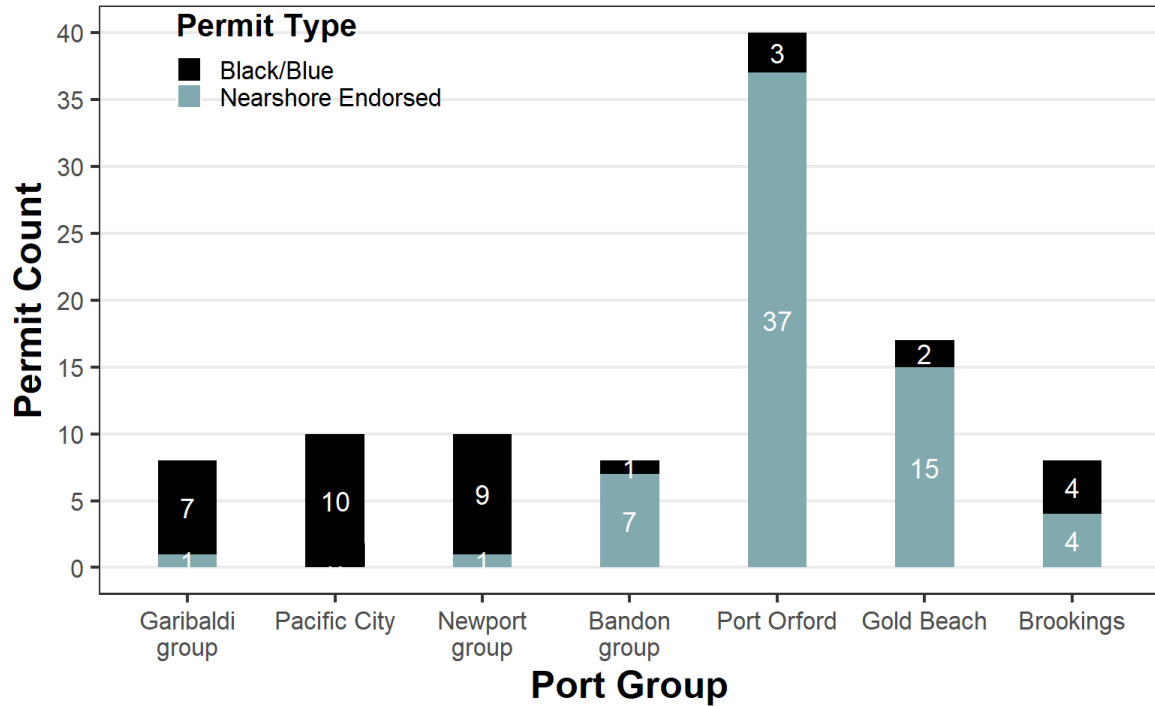
Permit Lottery Survey Questions

1. What type of permit do you hold for the Commercial Nearshore Fishery? (Please select all that apply.)
 - a. Black and Blue Rockfish
 - b. Black and Blue Rockfish with a Nearshore Endorsement
2. How long have you owned your permit for? Please provide information for all Commercial Nearshore Fishery permits held.
3. How difficult was it to purchase your permit? Please explain.
4. What fisheries have you participated in during the last 10 years? (Please select all that apply.)
 - a. Non-nearshore groundfish
 - b. Salmon
 - c. Dungeness crab
 - d. Halibut
 - e. Other fisheries
5. Do you think a permit lottery should be held when the number of B/B permits fall below the proposed permit threshold (42 B/B permits)?
 - a. Yes
 - b. No
6. Why or why not? Please give your reasons.
7. Do you think a permit lottery should be held when the number of NSE permits fall below the proposed permit threshold (68 NSE permits, current threshold is 50 NSE permits)?
 - a. Yes
 - b. No
8. Why or why not? Please give your reasons.



Commercial Nearshore Permits

110 B/B & NSE permits in total; 101 permits were active in 2024 (91.8%)



Discussion



Photo: Chun, ODFW

