

2014 Big Game Tags and 2015 Hunting Regulation Concepts

**Oregon
Fish and Wildlife Commission**

June 5, 2014

1

June Meeting Overview

- **Regulations Process**
- **Mandatory Reporting Update**
- **General Regulations**
 - **Concepts under consideration**
 - **Recommendations proposed for adoption today**
- **Big Game Species Recommendations**
 - **2014 tag numbers to be adopted today**
 - **2015 concepts including new hunts**
 - **Adoption in October**

2

Regulation Development Process

October 2013

- Adopted 2014 Big Game Regulations
- Adopted tag numbers for 2014 Spring Bear

February – April 2014

- Conducted population surveys
- Conducted hunter harvest surveys

June 2014 (Today)

- Adopt tag numbers and proposals for 2014 hunts
- Approve 2015 season concepts

October 2014

- Adopt 2015 Big Game Regulations
- Adopt tag numbers for 2015 Spring Bear

3

Mandatory Harvest Survey Update

- **Two reminders:**
 - January 31 deadline
 - April 15 deadline
- **Overall compliance decreased to 80% for 2013 - 2014 seasons.**
 - 341,239 reports for 423,141 tags
 - 81,902 big game tags not reported
 - 39,885 hunters for 53,799 deer & elk tags
- **Reinstatement Fee to purchase 2014 license**
 - 33,620 hunters for 44,706 deer & elk tags from 2012 – 2013 seasons
 - 9,548 paid fee as of April 29, 2014

4

Mandatory Harvest Reporting Rates

Tag Type	Year				
	2009	2010	2011	2012	2013
Controlled Pronghorn	57%	82%	76%	93%	92%
Controlled Elk	46%	69%	62%	91%	89%
General Elk Rifle	31%	53%	44%	82%	80%
General Elk Bow	35%	57%	49%	82%	80%
Controlled Deer Rifle	48%	69%	61%	91%	89%
General Deer Rifle	25%	45%	37%	79%	76%
General Deer Bow	33%	53%	47%	82%	79%
Controlled Bear	54%	74%	73%	89%	89%
General Bear	37%	55%	49%	78%	76%
General Cougar	34%	56%	49%	71%	73%
Controlled Turkey	67%	84%	84%	93%	91%
General Turkey	40%	57%	54%	79%	79%
Controlled Tags	54%	76%	60%	90%	89%
General Tags	35%	53%	38%	79%	77%

3

Archery Review Public Advisory Committee (ARPAC)

- Issue elevated with recent restrictions in three units MT Emily, Walla Walla, and Wenaha
- Changes to reduce poaching large bulls by hunters with general season 'Spike Only' tags
- Facilitated meeting process
- 23 committee members: ODFW, OSP, Bowhunter Groups, OHA, at large bowhunters
- Structured decision process

6

ARPAC Proposals for 2015

- **9 day controlled archery deer hunt in Mt Emily, Walla Walla, and Wenaha, tags also valid in General Season**
- **Use population level to determine units with antlerless in the bag limit for general archery season**
 - **Elk:**
 - 105% of population MO and rising if MO \geq 2,000
 - 110% of population MO and rising if MO $<$ 2,000
 - Calf ratio \geq 31:100 adults previous 3 years
 - **Mule Deer:**
 - 110% of population MO and rising
 - Fawn ratio \geq 45:100 adults previous 3 years

7
7

ARPAC Proposals (cont.)

Additional recommendations to Department

- **Provide controlled white-tailed deer opportunity in Wenaha, other units**
- **Eliminate tied tags in Sled Spr., Chesnimnus, Ochoco**
- **Remove MDI units from controlled hunt status**

8
8

Department Archery Concepts

Archery Concepts under Consideration

- **Break link between deer and elk tags in Maury, Steens Mtn., Warner, Sled Springs, and Chesnimnus**
- **Sled Springs, and Chesnimnus Make “One Elk” hunt only archery elk opportunity**
- **Controlled elk bow hunt in Maury & Warner, tag valid in general season**
- **Delete controlled bow deer in Steens Mtn.**

9
9

New Elk Damage Program

Elk Damage Tags

- **House Bill 2027, 2013 Regular Session**
- **Statewide program providing elk damage tags to landowners experiencing damage**
- **Eliminates LOP “Tag Splitting” of elk tags**
- **Patterned after Southwest Pilot program**
 - **Verified damage or history of damage**
 - **No minimum acreage requirement**
 - **No tag limits except no more than 5 valid tags at any given time**

10

Landowner Preference

Landowner Preference Program Changes

- **House Bill 2027, 2013 Regular Session**
- **Add Brothers-in-law & Sisters-in-law to “Immediate Family”**
- **Increase proportion of antlerless tags available to non-family members**
 - From ~ 1/3 to 1/2
- **Limit LOP tags available for mule deer**
 - Relative to population MO
 - Recommendations in October for 2015 seasons

11

Fall 2014 Regulation Changes

Beulah Hunt Overlap:

- **Near 100% overlap between 165R & 265A2**
- **Requires 4 to 7 preference points to draw**
- **Propose extending season for 165R**
 - From November 8 – 19 to November 8 – 30
- **Provides bow hunters a period with fewer overlapping rifle elk hunters**
- **Effective for fall 2014 season**

12

Fall 2014 Regulation Changes (cont.)

Central Trask Elk Hunts:

- **Elk damage to reforestation areas**
- **Temporary rules for 2013 seasons:**
 - **Added two weeks to 214A W Trask**
 - **Expanded area for W Trask (214A) and Northeast Trask hunts (214E1, 214E2)**
- **Propose maintaining area expansion for 214A during 2014-2015 season.**
 - **Notify successful applicants by letter**
 - **Include area map**
- **Effective for fall 2014 season**

13

Fall 2014 Regulation Changes (cont.)

Tags for Terminally Ill Children:

- **Add black bear opportunities**
- **Temporary rules for 2014 spring seasons**
- **Propose permanent rule**
- **Effective for fall 2014 season**






14

Species Specific

**2014 Tag Number Proposals
2015 Season Concepts**

15

Spring Bear, 2015 Season Concepts

-  **Mandatory Check-in**
 - 417 Teeth From Checked Bears in 2013
-  **4,734 Total Controlled Tags**
-  **New Controlled Hunt in SW Oregon**
 - Overlays southern units of SW Limited Hunt
-  **SW Oregon Limited**
 - 4,400 Tags
 - First Come – First Served
 - Tag Sales Dec 1, 2014 – Mar 31, 2015
-  **Continue to Protect Cubs & Sows with Cubs**

16

General Bear, 2015 Season Concepts

No Change to General Season Dates

- Aug 1 – Dec 31 Western Oregon
- Aug 1 – Nov 30 Eastern Oregon

Tag Sale Deadline October 2

Maintain Season Structure

- 2 Bear Tag Opportunity
- Protect Cubs & Sows with Cubs

Continue Mandatory Check-in

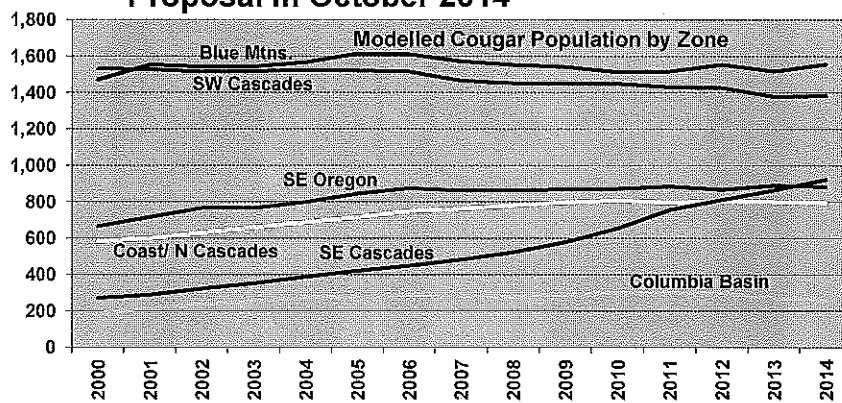
- 819 Teeth From Checked Bears in 2013
- 359 Teeth From Non-hunt Bears

17

Cougar, 2013 Year





Evaluating Cougar Quotas

- Met Zone A quota 3 consecutive years
- Proposal in October 2014



18

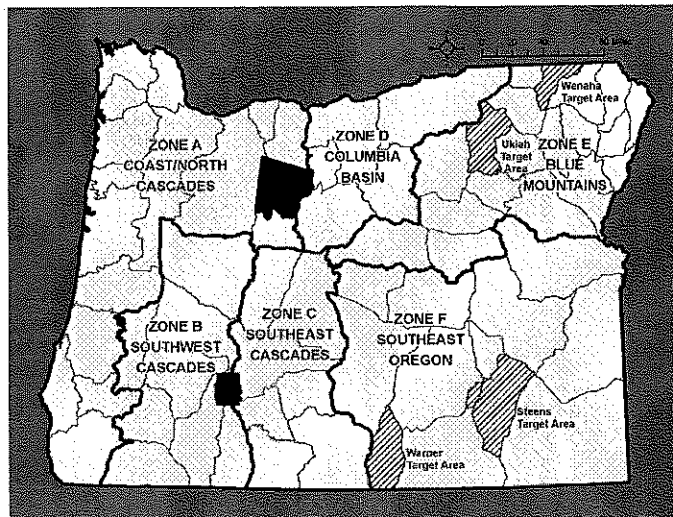
Cougar, 2015 Season Concepts

-  **Year-Round Season**
-  **2 Cougar Tag Opportunity**
 - October 2 Tag Sale Deadline for General Tag
 - No Deadline for Additional Cougar Tag
 - Must purchase first tag by deadline
-  **Mandatory Check-in**
-  **Protect Kittens & Females with Kittens**

19

Target Area Update

-  **Two Target Areas for Elk, Two for Mule Deer**





20

Target Area Update (cont.)

Cougar Target Area Objectives and Removals




Target Area	Annual Objective	4 Year Objective	# Removed To Date
Steens	20	80	60
Ukiah	35	140	94
Warner	14	56	28
Wenaha	20	80	56
Total	89	356	238



* Data current as of 7 April 2014

-  Evaluate effectiveness summer 2014
-  Potential new areas October 2014

21

Bighorn Sheep

-  6 Rocky Mountain Bighorn Tags in 2014
-  89 California Bighorn Tags proposed in 2014
-  Request from CTWSR, CTUIR

-  1 Day calendar shift for most 2015 hunts
-  Third hunt period for Owyhee hunts

22

Rocky Mountain Goat

- 20 Tags proposed for 2014
- 1 Nonresident tag in 2014
 - Elkhorn #2
- 1 Day calendar shift for most hunts
- Minor boundary modifications
- Nonresident in 2015
 - Elkhorn #2

23

Pronghorn Antelope

- 2,492 proposed tags for 2014
- 1 Day calendar shift for 2015
- Delete E. Interstate #2
- New youth hunt on Hart Mountain

24

2014 Controlled Deer Tags

Hunt Type	2013 tags	Proposed 2014 tags	Percent Change
Buck	57,602	58,361	+1%
Bow/Muzzleloader	3,558	3,618	+2%
Antlerless (600 Series)	8,870	8,893	0%
Youth	1,274	1,265	-1%
Total Controlled Deer Tags	71,304	72,137	+1%

25

2015 Deer Hunts

Western Deer Concepts

- ☑ Bag Change in NW
 - ☑ From "2 Point +" to "Buck with Visible Antler"
 - ☑ From "Antlerless or Spike" to "Antlerless"
- ☑ Add 5 days at end of season in SW
- ☑ Evaluate effects of increasing opportunity on buck ratios
- ☑ Lift Saddle Mountain deer hunting closure north of railroad tracks

26

2015 Deer Hunts (cont.)


Controlled Seasons

- ☑ 1 Day date shift
- ☑ Delete Lostine-Allen Canyon doe hunt
- ☑ New Chetco muzzleloader buck hunt
- ☑ Remove Hood-White River from 100M, new separate hunt

27

Black-tailed Deer Plan Implementation

- **Fecal DNA Collection**
 - 3,100 Samples collected in 2013
 - Completing 2014 collections now
 - Alsea: 171 samples submitted
 - 85 useable, 62 individual deer
 - Estimates 154 deer for sampled area
- **Radio-collaring Deer**
 - 110 Deer Collared
 - GPS & VHS
 - Average 2,300 locations per animal
 - Average about 310 acre home range (1 km²)



28

Mule Deer Population Monitoring

Major change in mule deer monitoring

- 500 Radio collars winter 2014 – 2015
 - Delineate herd ranges
 - Estimate over-winter survival
- Statistical population estimation methods
 - Rotation through units
- New improved modelling process

29

2014 Controlled Elk Tags

Hunt Type	2013 tags	Proposed 2014 tags	Percent Change
Rifle Bull/Either Sex	36,890	37,049	<1%
Bow/Muzzleloader	8,104	8,587	+6%
Rifle Antlerless	11,851	12,736	+8%
Youth	1,118	1,196	+7%
Total Elk Tags	57,963	59,568	+3%

2015 Elk Seasons

- ☑ 1 Day Date Shift
- ☑ Delete 6 Hunts
- ☑ 6 New Hunts
- ☑ Heppner, Ukiah, and Snake River bow hunts “Only Opportunity”
- ☑ Expand area for Willamette Plus Hunts

30

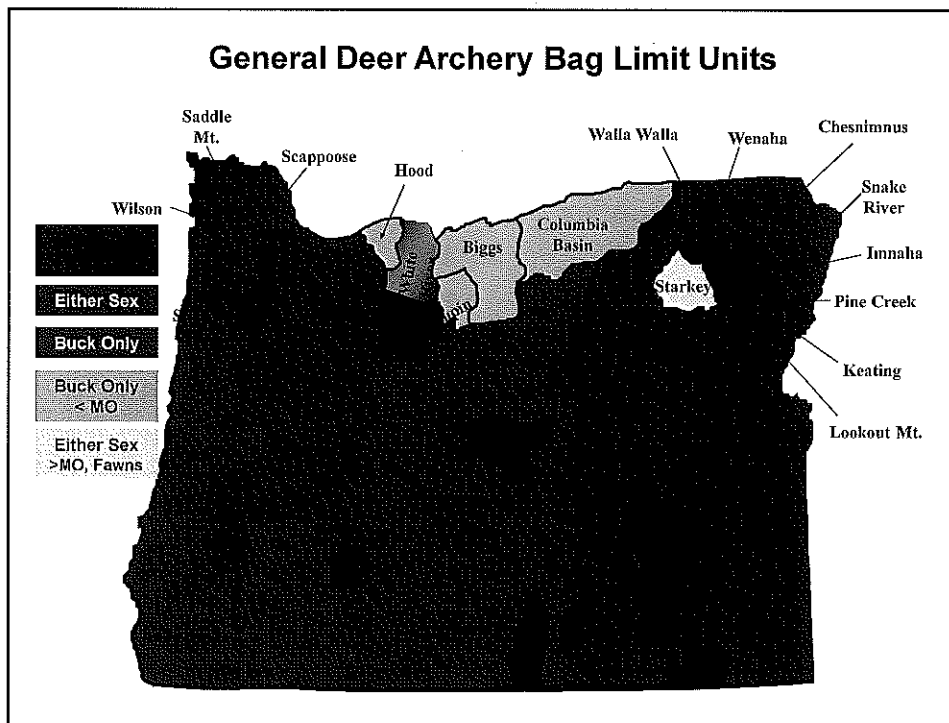
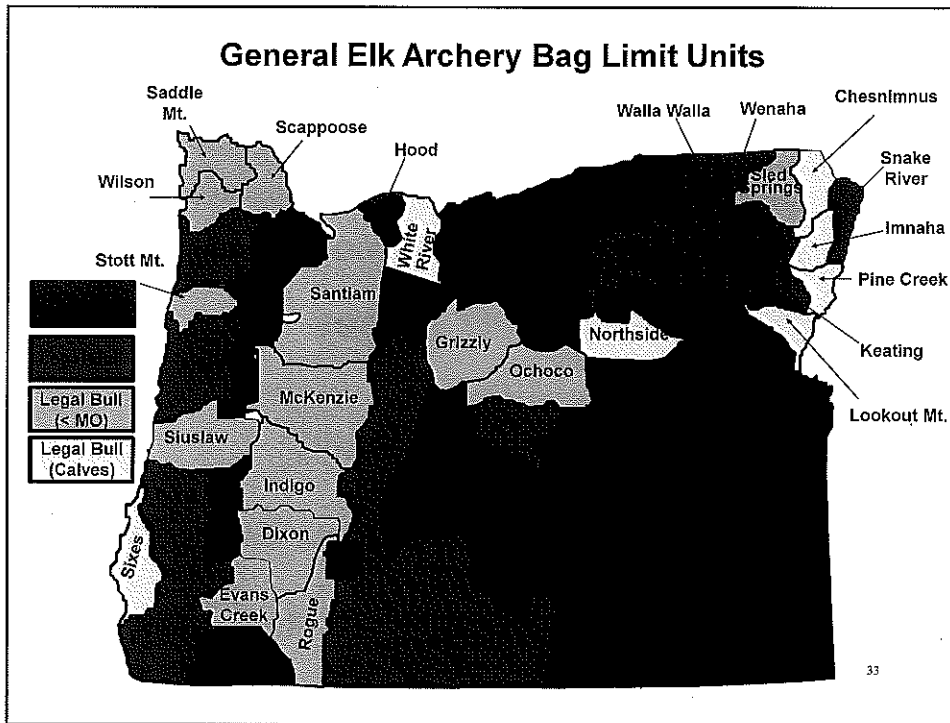
2015 Western Gray Squirrel Seasons

■ 1 Day Calendar shifts proposed for 2015

- **Western and South-central Oregon**
Aug 29 – Nov 11
5/day, 15 in Possession
- **Hood & White River Units**
Sep 12 – Oct 18
3/day, 6 in Possession
- **Portion of Rogue Unit**
Jan 1 – Dec 31
No Bag/Possession Limit

31





Public Input

27 Public Meetings during May

- Presentations, open house, Sport Groups
- Total attendance ~358 (range 0-49)

Correspondence, ~47 pieces

Major Topics include:



- Mandatory reporting, penalty
- Tag fees, budget
- Too many predators, too few deer and elk
- Ideas for season changes
- NE Oregon archery deer hunting

35

Cougar Population by Zone

Zone	Min. Pop.	2014 Pop. Est.
A: Coast/N. Cascades	>400	794
B: SW Cascades	>1,200	1,383
C: SE Cascades	>120	922
D: Columbia Basin	>80	263
E: Blue Mts.	>900	1,556
F: SE Oregon	>300	884
Total	>3,000	5,802

36



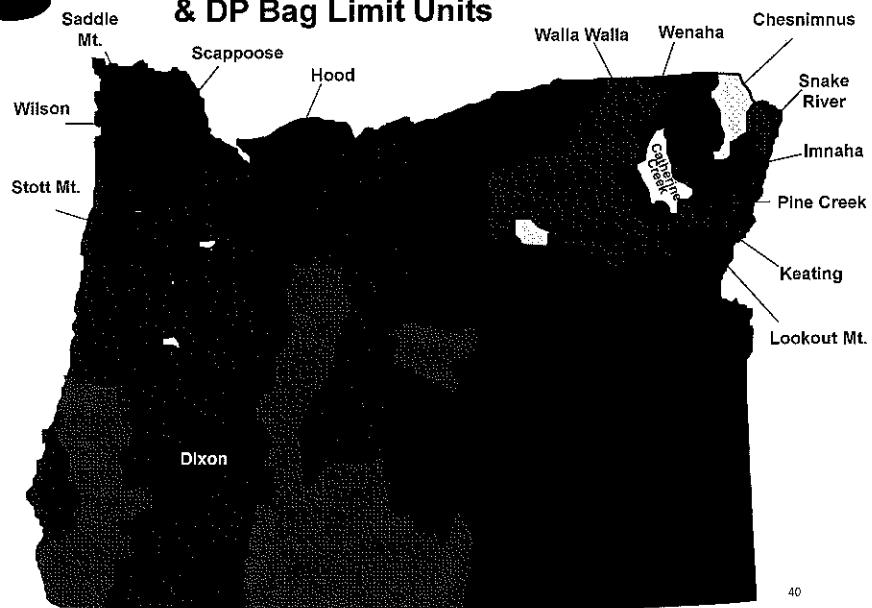
38

2012 Extended Youth Elk Hunts

- 94% of Tags Purchased, 91% Hunted
- 59% Success Rate
- 98% Enjoyed Experience
- 97% Will Try Again

39

Proposed Legal Bull or Antlerless Elk Archery & DP Bag Limit Units



40