

OREGON DEPARTMENT OF FISH AND WILDLIFE

“Preparing for the 2015-17 Biennium”



- Budget development to date
- Comments on strategies
- Next steps



Public Input

- **Focus Groups and Survey** – More than 17,000 responses from anglers and hunters
- **External Budget Advisory Committee** – 50 stakeholder groups; 4 meetings to date
- **Town hall meetings** – 290 members of the public attended; 8 meetings statewide
- **Written Comments** – 50 comments by time of exhibit mailing; 34 additional in supplemental



Strategies for a Sustainable Budget

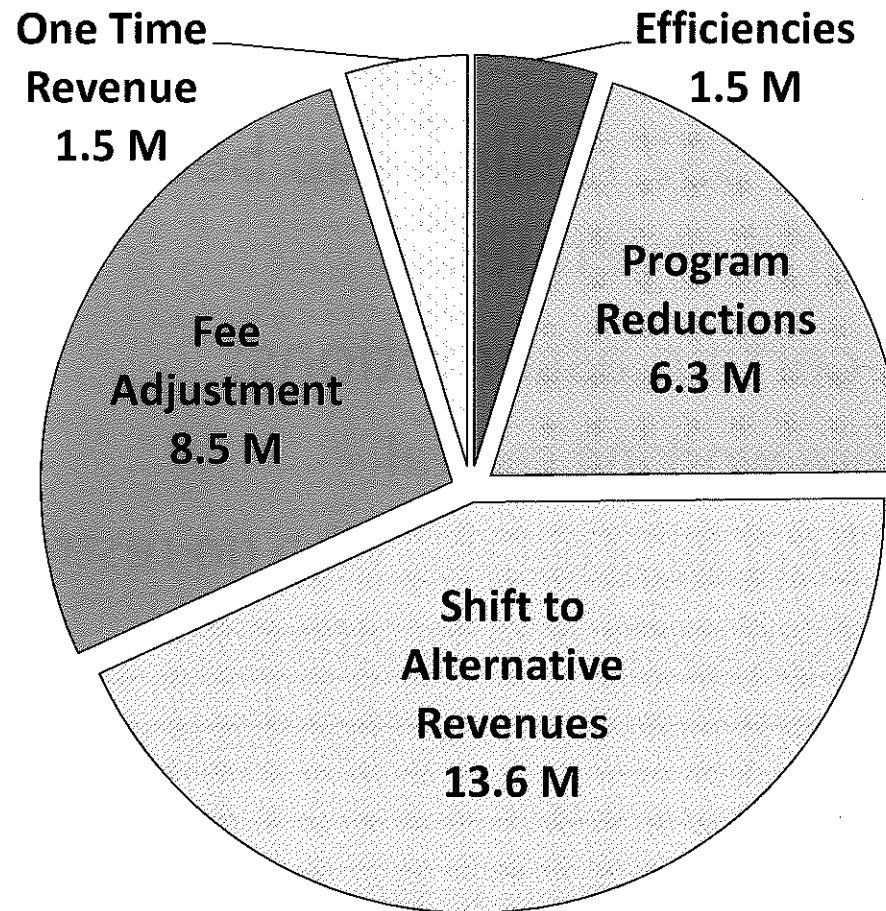
2015-17 Recreational Licenses

- Planning over a six year horizon
- For 2015-17, \$32 million gap between projected expenses and revenues
- Based on certain assumptions:
 - Restore working capital
 - Fully fund all programs with no restrictions
 - Increased costs due to inflation
 - No additional revenue from license sales & other sources
 - Fully fund OSP Fish & Wildlife Division request



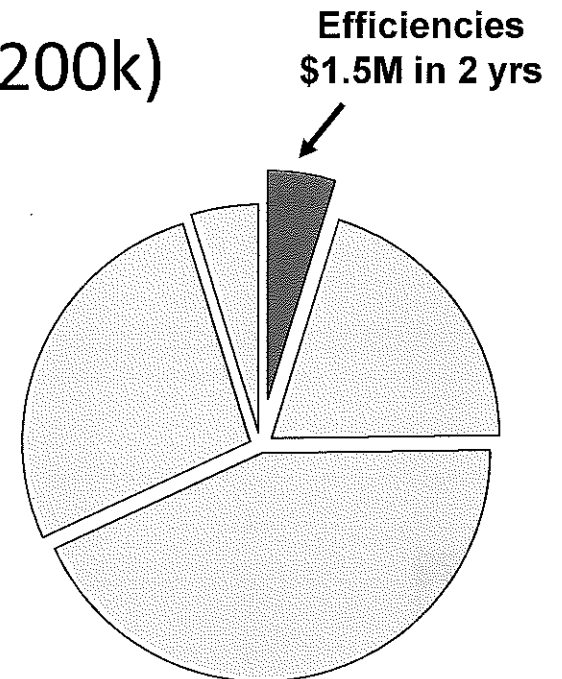
Strategies for a Sustainable Budget

2015-17 Recreational Licenses



Recreational Licenses Efficiencies

- Continue two region structure (\$450k)
- Reduce/consolidate fleet & travel (\$500k)
- Streamline publication of hunting and fishing regs, increase advertising (\$375k)
- Implement technology efficiencies (\$200k)
- Reduce fish food costs (\$45k)



Recreational Licenses Efficiencies: Public Input

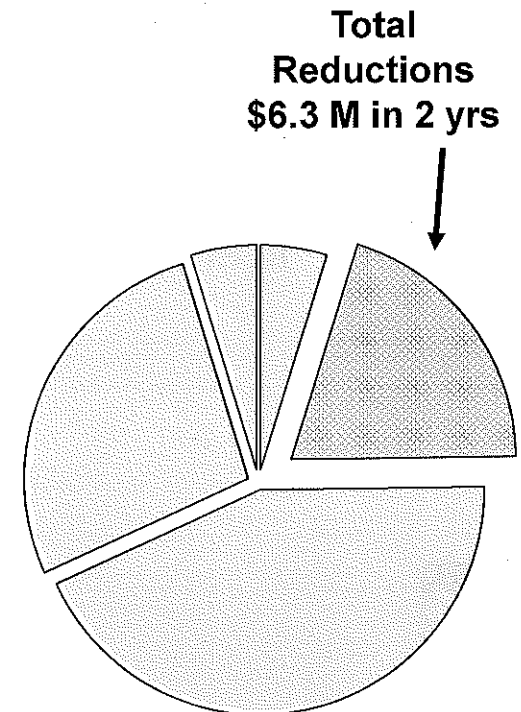
- Reduce costs, “trim excess,” reduce staff
- Close inefficient hatcheries
- Shift from hatcheries to STEP facilities where practical
- Concern about two region structure
- Alternative enforcement model



Recreational Licenses Program Reductions

Fish Funded Programs (28 pos)

- Fish propagation staff (3 pos)
- Complex Salmon River Hatchery with Cedar Creek Hatchery (2 pos)
- John Day screen shop & HQ screens/passage/engineering (6 pos)
- Warm Water Program (2 pos)
- Assistant District Fish Bios (6 pos)
- Habitat Bio (1 pos)
- Fish Health support (1 pos)
- Marine Program staff (2 pos)
- Fish Conservation staff (3 pos)
- Fish support staff (2 pos)



Recreational Licenses Program Reductions

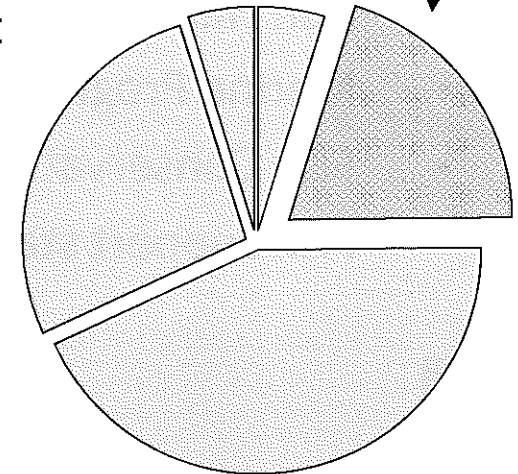
Regions (9 pos)

- Volunteer coordinator (1 pos)
- Fisheries technician (1 pos) and EBAs (2 pos)
- Support staff (5 pos)

Admin (7 pos)

- Accounts payable, IT support,
licensing, agent support, contracting, DO support

Total
Reductions
\$6.3 M in 2 yrs



Recreational Licenses Reductions: Public Input

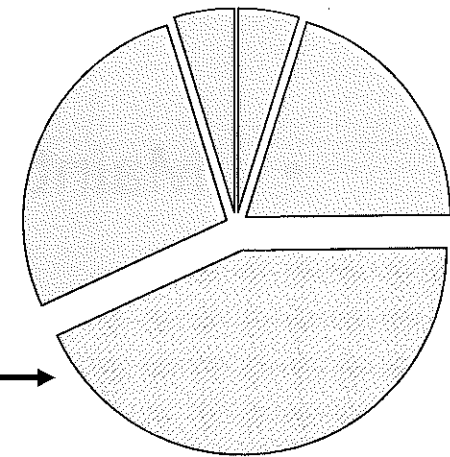
- Maintain field staff
- Support for local staff
- Concern about reductions to assistant fish district biologists
- Maintain hatchery production



Recreational Licenses Shift to Other Revenue Sources

- Shift to General Fund (\$6.5M)
 - Field staff (\$4M)
 - Habitat and conservation strategy staff (\$680k)
 - Water Quality Quantity (\$550k)
 - Offset request with revenues from user pay, where available
 - Fish Conservation staff (\$370k)
 - Avian & pinniped management (\$900k)
- Shift OSP to General Fund (\$5.1M)
- Shift costs to various revenues where appropriate (\$2M)

Shift to Other Revenue
\$13.6 M in 2 yrs →



Recreational Licenses Fund Shifts: Public Input

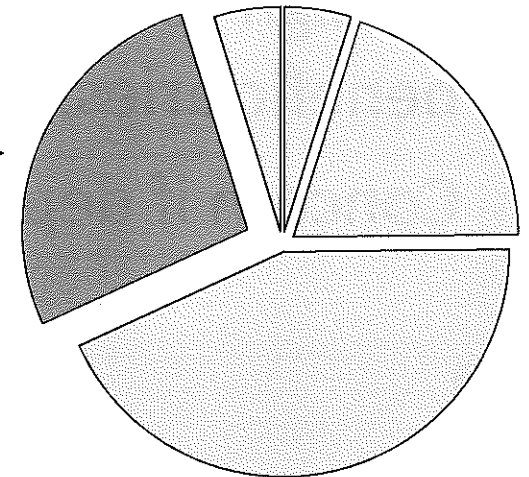
- Support for shifting programs from hunter/angler costs to broader public
- Continue to pursue alternative revenue sources
- Concern about predator management ultimately shifting onto hunting dollars
- Realign revenues within the department to match beneficiaries, specifically hatcheries
- Concern if department does not secure the general fund



Recreational Licenses Fee Adjustment/Restructuring

- Minimize impacts on participation
- Strategic adjustments rather than across the board
- 2 year increments rather than 6 year
- Promote participation by youth & families
- New license concepts

Fee Adj
Restructuring
\$8.5M in 2 yrs



Recreational Licenses Fee Adjustment/Restructuring

**OFDW
Staff
Survey**

**Focus
Groups**

**Ideation
Session**

**ODFW
Internal
License
Structure
Workgroup**





**License
Survey
Work**



Recreational Licenses Focus Groups and Ideation Session

Objective:

To generate as many ideas as possible to improve the value and customer experience of the licensing process.




More than 500 ideas generated.

Recreational Licenses Evaluation Process

Ideas moved forward based on:

- Value to the customer
- Revenue impact
- Political feasibility
- Ability to implement



Recreational Licenses Customer Survey

Survey was active November-December 2013

- Random sample of hunters and anglers
- 58,000 e-mail surveys; 1,200 mail surveys
- Mix of resident/non-resident
- Mix of current and lapsed buyers

Responses

- Resident – 11,240 (30.4%)
- Non-resident – 6,058 (27.1%)



Recreational Licenses New Concepts

- Multiyear licenses
- Pioneer
- Ocean endorsement
- Premier hunting/fishing opportunities
- NR Angler price decrease + new NR Combined Angling tag
- Youth license




Recreational Licenses

New Youth License

Reduced costs overall for youth

- One license for 12-17 years of age
 - ✓ Hunt, fish, shellfish
 - ✓ Resident & nonresident
 - ✓ Columbia & Ocean included
- Reduced cost of tags & stamps
- No increase on Juvenile SportsPac



Recreational Licenses Fee Adjustment/Restructuring

Resident	Current	2016	2018	2020
Hunting	\$29.50	\$32	\$33	\$34
Fishing	\$33	\$38	\$41	\$43
Deer	\$24.50	\$26	\$28	\$28
Elk	\$42.50	\$46	\$48	\$49
Angling Tag	\$26.50	\$35	\$40	\$46
Combination	\$58	\$64	\$68	\$72
Sports Pac	\$164.75	\$180	\$188	\$196
Controlled Hunt Apps	\$8	\$8	\$8	\$8



Price includes all vendor fees.

Recreational License Fees: Public Input

- Concerns about hunting & fishing opportunities
- Price impacts on participation
- Increase sales
- Predator management
- Public access
- Complexity of regulations
- Columbia River Endorsement/Rules
- Support for field staff, enforcement, Wildlife Services, hatcheries
- Seek funding from other recreational users



Recreational License Fees: Public Input

- Some support for overall level of increase in fees
- Concern about increased costs of license
- Reduce staffing rather than increase fees
- Offer discounts for low income households
- Increase nonresident cap
- Provide once in a lifetime hunts
- Mixed comments on Pioneer License concept
- Concerns/confusion about ocean endorsement
- Broad support for youth license concept



Recreational License Fees: Further Adjustments

- Juvenile Furtaker License – no change in fee, similar to other existing juvenile licenses/tags
- Ocean Endorsement (OE)
 - Required for fishing finfish in ocean from boat
 - Salmon and halibut anglers will still need a Combined Angling Tag
 - “Boat” definition includes kayak, paddleboard, zodiac
 - Excluded: Shore-based fisheries; ocean/intertidal shellfish
 - Proposed fee: \$10 (includes \$2 agent fee)
 - Daily license : OE add-on of \$1

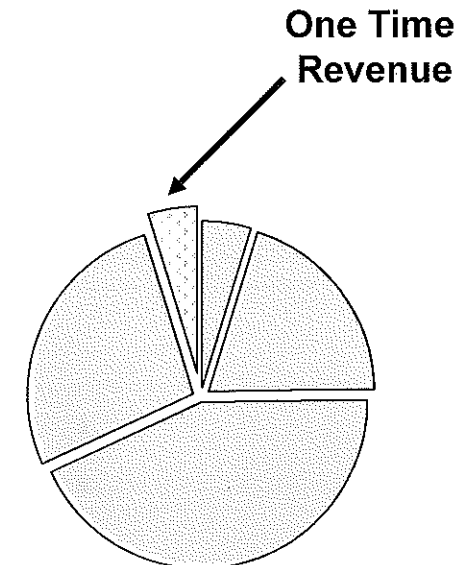


Recreational Licenses One Time Revenue

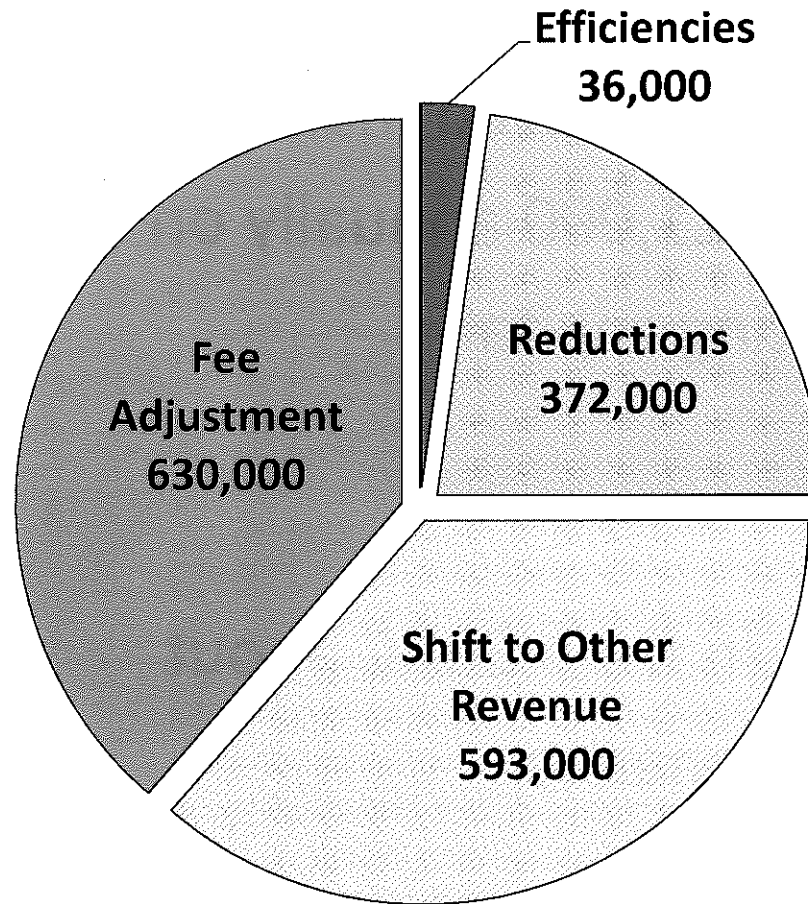
- Shift principle in deferred maintenance account
- Earning about \$11,000 annually on \$1.5M account
- Use for operating capital

General concern from EBAC about
deferred maintenance

No other public comments received



Strategies for a Sustainable Budget 2015-17 Commercial Fish Fund



- *Similar strategies as recreational licenses*
- *Developed with subgroup of commercial fishing reps*
- *Also shifts \$655,000 from recreational to CFF*



Commercial Fish Fund Fee Adjustment

CFF Subgroup Recommendation

- Front loaded in 2016 vs 2 year increments
- Commercial license fees vs Ad Valorem (AV) adjustments
- Strategic adjustments based on fisheries



Commercial Fish Fund Strategies: Public Input

- Not many comments received
- Some desire to see higher increase in commercial fees given recreational fees increases
- Comments recognizing that this is a significant increase in commercial fees



CFF Adjustment: Proposed Adjustments

- Stay consistent with fee proposal from the CFF Subgroup process
- Consider additional nonresident licenses



Next Steps

- Loop back with EBAC at Jun 10 meeting
- Continue to receive written comments through Jul 17
- Present full ARB to Commission on Aug 1
 - Total Funds Agency Request Budget
 - Program Priorities
 - Policy Option Packages



Recreational Licenses License Concepts

Customer Survey

Multi-year licenses

Permanent Pioneer license fee

Unique fishing opportunity raffle

Premier hunt series for deer and elk

NR fishing license / Combined Angling Tag

Youth combination license

Ocean endorsement – not surveyed





Recreational Licenses

License Concepts

Survey results

Multi-year licenses – strong support

Permanent Pioneer license fee

Unique fishing opportunity raffle

Premier hunt series for deer and elk

NR fishing license / Combined Angling Tag

Youth combination license

Ocean endorsement – not surveyed



