



Memorandum

Oregon Department of Fish and Wildlife

Date: January 15, 2016
To: Commissioners
From: Bill Herber, Deputy Director for Administration
Subject: Financial Report & Ending Balance Update

Department Financial Report

The Commission Financial Report for the 2015-17 biennium as of November 30, 2015 is provided as an attachment. Department wide, expenditures are within budgeted projections and available revenue. The \$1.29M expenditure within the Capital Construction category represents the acquisition of the Lower Deschutes River Ranch property.

December 31, 2015 marked the official close for the 2013-15 biennium. Below are listed the actual ending balances for the Department's Other Fund types. Across the board the Department's efforts at cost savings and efficiencies have contributed to a much better financial position than previously projected. However, the \$16.1 million ending balance in Other Fund License puts the Department in a position to cover only a little more than a month worth of expenditures, which is still well below the targeted 3 month Operating Reserve.

	Ending Balance Projections	Ending Balance Actuals	Variance
Other Fund - License	7,198,713	16,182,913	8,984,200
Other Fund - Obligated	9,034,846	11,869,539	2,834,693
Other Fund - Dedicated	9,851,679	16,958,309	7,106,630
Total OFs	26,085,238	45,949,563	19,864,325

Recreational License Revenue

The end of 2015 continued to show a modest improvement in Recreational License Revenue compared to previous years. The early sales of 2016 licenses are in-line with expectations, although revenue is roughly 15% higher due to the 2016 fee restructuring.

Office of the Director

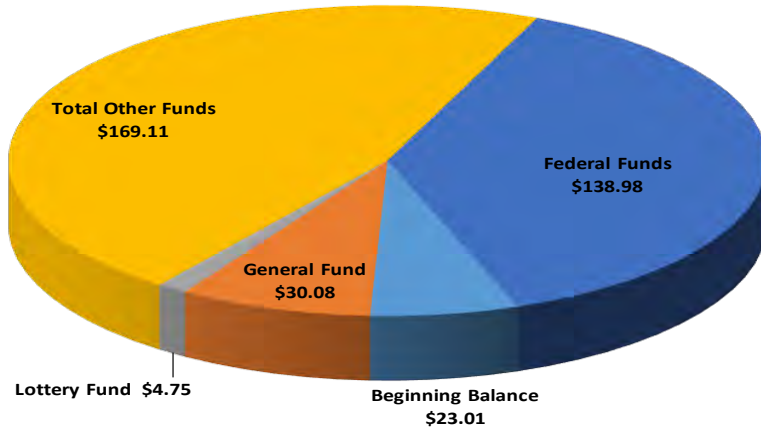
4034 Fairview Industrial Dr SE, Salem, Oregon 97302, Tele: (503) 947-6044 FAX: (503) 947-6042

ODFW Financial Report for 2017 Biennium
January 15th, 2016 Commission Meeting
as of November 30, 2015
(in millions)

	Legislatively Adopted Budget	Adjustments & E-Boards	Legislatively Approved Budget	Actuals as of 11/30/2015	% of Total Biennium Budget 20.8%
Beginning Fund Balance	23.01	-	23.01	45.72	
REVENUE					
General Fund	30.08	-	30.08	5.12	
Lottery Fund	4.75	-	4.75	1.19	
Other Funds	-				
Hunter/Angler	108.17	-	108.17	18.78	
Commercial Fisheries Fund	9.95	-	9.95	2.11	
All Other Categories	50.99	-	50.99	11.22	
Total Other Funds	169.11	-	169.11	32.11	
Federal Funds	138.98	-	138.98	21.58	
Total Revenue	342.92	-	342.92	60.00	17%
EXPENDITURES					
Wildlife					
General Fund	4.42	-	4.42	0.63	
Lottery Fund	1.18	-	1.18	0.14	
Other Funds	36.65	-	36.65	5.43	
Federal Funds	29.16	-	29.16	3.64	
Total Wildlife Programs	71.41	-	71.41	9.85	14%
Fish					
General Fund	21.78	-	21.78	3.28	
Lottery Fund	3.57	-	3.57	0.58	
Other Funds	66.11	-	66.11	11.70	
Federal Funds	98.69	-	98.69	16.65	
Total Fish Programs	190.16	-	190.16	32.21	17%
Administration					
General Fund	3.38	-	3.38	1.11	
Other Funds	40.78	-	40.78	6.14	
Federal Funds	5.82	-	5.82	0.61	
Total Administration	49.97	-	49.97	7.87	16%
State Police					
Other Funds	22.80	-	22.80	1.49	
Total State Police	22.80	-	22.80	1.49	7%
Debt Service					
General Fund	0.35	-	0.35	0.06	
Other Funds	1.83	-	1.83	0.25	
Total Debt Service	2.19	-	2.19	0.31	14%
Capital Improvement					
General Fund	0.15	-	0.15	0.02	
Other Funds	6.43	-	6.43	0.67	
Federal Funds	2.98	-	2.98	-	
Total Capital Improvement	9.56	-	9.56	0.69	7%
Capital Construction					
General Funds	-	-	-		
Other Funds	-	-	-	1.29	
Federal Funds	2.32	-	2.32		
Total Capital Construction	2.32	-	2.32	1.29	56%
Agency-wide					
General Fund	30.08	-	30.08	5.12	17%
Lottery Fund	4.75	-	4.75	0.72	15%
Other Funds	174.60	-	174.60	26.98	15%
Federal Funds	138.98	-	138.98	20.90	15%
Total Expenditures	348.42	-	348.42	53.71	15%
Transactions for prior biennia				1.62	
ENDING BALANCE	17.52		17.52	53.62	

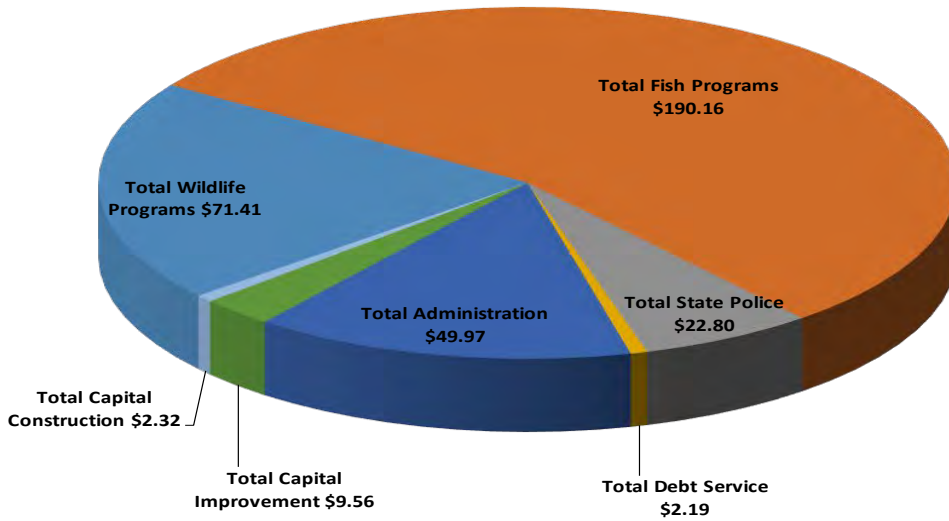
**Oregon Department of Fish and Wildlife
2015-17 Legislatively Adopted Budget - Revenue**

\$365.93

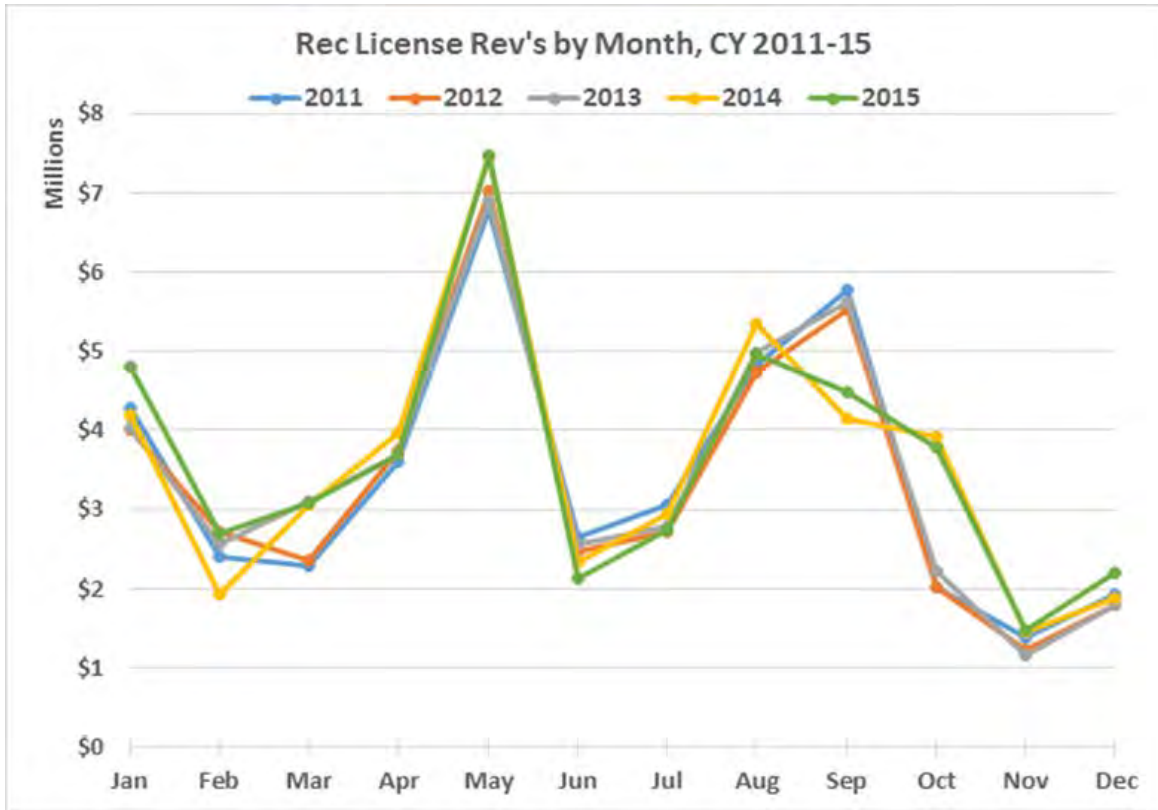


**Oregon Department of Fish and Wildlife
2015-17 Legislatively Adopted Budget - Expenditures**

\$348.42



**Recreational License Revenue by Month
Calendar Year 2011-2015**



Total Recreational Revenue – Year-to-Date Comparison for Last 5 Years

