

OREGON DEPARTMENT OF FISH AND WILDLIFE

Preparing for the 2017-19 Biennium



Commission Briefing June 10, 2016



Oregon Department of Fish and Wildlife

1

Agenda



- Timeline/Process
- Public Input
- 2015-17 Legislatively Approved Budget (LAB)
- Revenues
- Reduction Options
- Policy Option Packages
- 2017-19 Agency Request Budget (ARB)

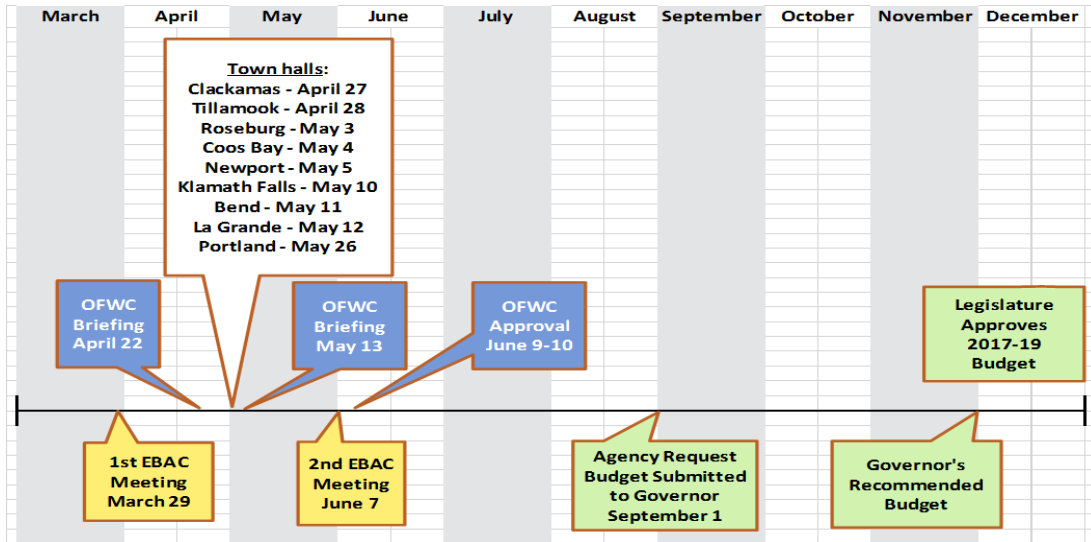
Oregon Department of Fish and Wildlife

2



2017-19 BUDGET PROCESS

2017-19 Budget Timeline





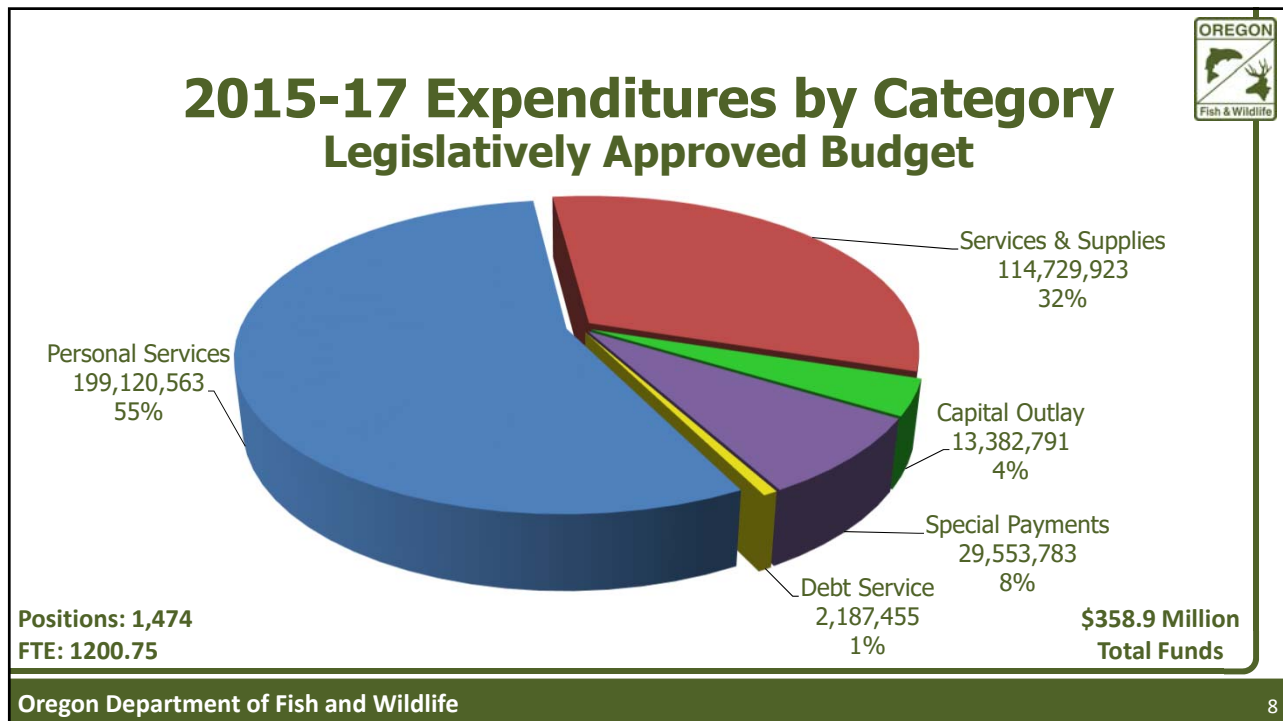
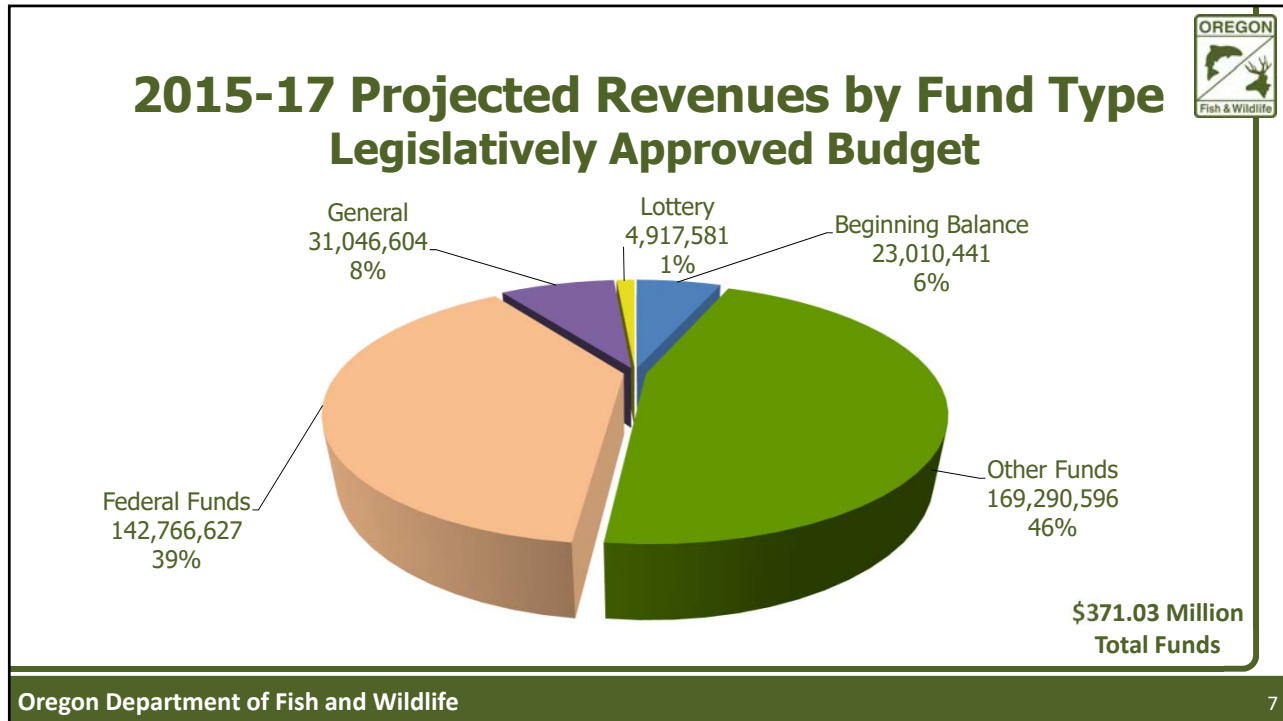
From LAB to LAB

- 2015-17 LEGISLATIVELY ADOPTED BUDGET
- + **Legislative & E-Board Actions** through April of the even year
 - = 2015-17 LEGISLATIVELY APPROVED BUDGET(LAB)
 - + Plus or – Less **Statewide Administrative Adjustments** (PICS adjustments, OPE)
 - = 2017-19 BASE BUDGET
 - + Plus or – Less **Essential Packages** (Vacancy Factors, Inflation, Technical Adjustments)
 - = CURRENT SERVICE LEVEL (CSL)
 - + Plus **Policy Option Packages**
 - = 2017-19 AGENCY REQUEST BUDGET (ARB)
 - + Plus or – Less CFO Analyst Adjustments
 - = ANALYST RECOMMENDED BUDGET(AnRec)
 - + Plus Agency Appeal Adjustments
 - = 2017-19 GOVERNOR’S RECOMMEND BUDGET (GRB)
 - + Plus or – Less Legislative Session Adjustments
 - = 2017-19 LEGISLATIVELY ADOPTED BUDGET (LAB)



2017-19 Budget Development Public Input

- External Budget Advisory Committee meetings
 - Over 50 stakeholder groups
 - 2 meetings
- Town hall meetings
 - 9 meetings
 - Over 140 members of the public attended
- Written comments
- Public input was focused on program activities



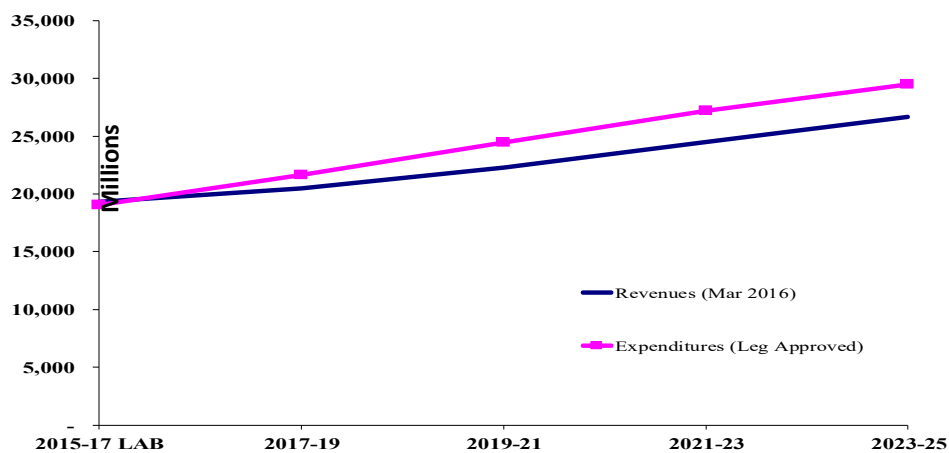


Budget Development Revenues

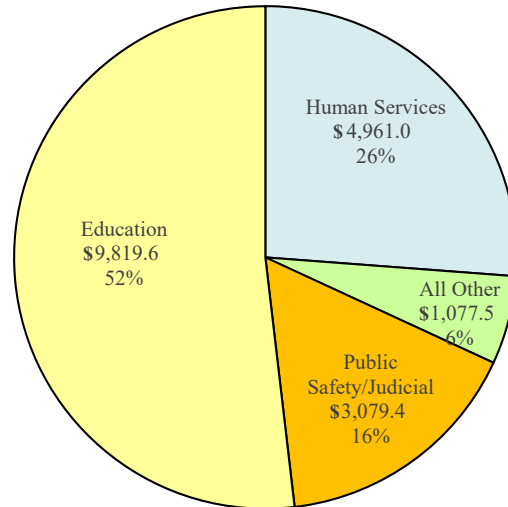
- Federal Funding
 - Pittman-Robertson/Sport Fish Restoration funds
 - USACE funding
 - Mitchell Act funding
- Statewide General Fund forecast
 - Statewide projections are below CSL
- License trends
 - Changes in sales due to higher fees
 - New license concepts



Long Term State Projections



2015-17 Legislatively Approved Budget General Fund/Lottery Funds* (Millions)



*Excluding:
Emergency Fund
Rainy Day Fund
Education Stabilities
Special Purpose Appropriations

License Sales to Date



| License Type | 2016 | Avg 2011-15 | % Diff |
|----------------------|---------|-------------|--------|
| Sports Pac | 29,466 | 27,489 | 7% |
| Youth License | 24,046 | 19,693 | 22% |
| Combination | 68,612 | 72,609 | -6% |
| Pioneer | 48,584 | 42,224 | 15% |
| Res Angler | 161,429 | 156,487 | 3% |
| Res Hunter | 46,557 | 43,971 | 6% |
| NR Angler | 11,800 | 9,649 | 22% |
| NR Hunter | 9,829 | 9,303 | 6% |
| Controlled Hunt Apps | 476,130 | 386,730 | 23% |



REDUCTION OPTIONS



Reduction Options

- State-wide projections only account for 93% of CSL
- In order to meet state-wide GF gap, all agencies would need to take a 6.5% cut in GF
 - Roughly \$2M for ODFW
- Statutorily obligated to create a 10% reduction list across Fund Types
 - Not part of the ARB
 - Priority list utilized to outline reductions
- What would these reductions mean for ODFW?



10% Reduction Options

- General Fund
 - 12 positions, 10.26 FTE
- Lottery Fund
 - 2 positions, 2 FTE
- Other Fund
 - 106 positions, 80.82 FTE
- Federal Fund
 - 73 positions, 45.22 FTE



POLICY OPTION PACKAGES



Governor's Focus Areas

- A Seamless System of Education
- A Thriving Oregon Economy
- Excellence in State Government
- Safer, Healthier Communities
- Responsible Environmental Stewardship



Policy Option Packages

| Category | Continuation | New | Total |
|-----------------------|--------------|-----------|-----------|
| Administrative | 0 | 2 | 2 |
| Capital Construction | 0 | 2 | 2 |
| Capital Improvement | 0 | 1 | 1 |
| Energy Development | 1 | 0 | 1 |
| Fish Management | 1 | 0 | 1 |
| Hatchery Production | 0 | 1 | 1 |
| Marine Resource Mgmt | 0 | 4 | 4 |
| Screens & Engineering | 0 | 1 | 1 |
| Water Conservation | 1 | 0 | 1 |
| Wildlife Conservation | 0 | 5 | 5 |
| Wildlife Management | 7 | 3 | 10 |
| | 10 | 19 | 29 |



Policy Option Packages Summary

| | Amount | Positions | FTE |
|--------------------|-------------------|-----------|--------------|
| General Fund | 28,323,906 | 30 | 28.87 |
| Other Funds | 3,482,834 | 5 | 6.41 |
| Federal Funds | 3,815,000 | 9 | 7.05 |
| Total Funds | 35,621,740 | 44 | 42.33 |

Oregon Department of Fish and Wildlife

19

| POP # | Priority | Title | Category | FTE | POS | Total Funds | Revenue Source |
|-------|----------|---|---------------------|------|-----|-----------------|--|
| 102 | 1 | Coquille Valley Wildlife Area | Wildlife Management | | | \$ 230,000.00 | OF - Timber Revenue from Eel Lake |
| 103 | 2 | Coquille Tidegate Replacement | Wildlife Management | | | \$ 950,000.00 | OF - Timber Revenue from Eel Lake |
| 104 | 3 | Klamath Reintro Planner | Fish Management | 1.00 | 1 | \$ 210,000.00 | OF - National Fish and Wildlife Foundation |
| 107 | 4 | Energy Development and Transmission | Energy Development | 1.00 | 1 | \$ 280,000.00 | Idaho Power Company |
| 108 | 5 | integrated Water Resources Strategy | Water Conservation | 1.67 | 3 | \$ 233,072.00 | General Fund |
| 109 | 6 | Pre- and Post-Wildfire Resilience | Wildlife Management | | | \$ 500,000.00 | General Fund |
| 110 | 7 | Sage Grouse Mitigation Coordinator | Wildlife Management | 1.00 | 1 | \$ 425,000.00 | General Fund |
| 111 | 8 | Sage Grouse Initiative | Wildlife Management | 2.00 | 2 | \$ 331,668.00 | OF - Pheasants Forever |
| 112 | 9 | Voluntary Access & Habitat Initiative Prg | Wildlife Management | | | \$ 750,000.00 | General Fund |
| 119 | 10 | Willamette Wildlife Mitigation Program | Wildlife Management | | | \$ 1,230,000.00 | OF - WWMP Stewardship Fund |

| POP # | Priority | Title | Category | FTE | POS | Total Funds | Revenue Source |
|-------|----------|---|-----------------------|------|-----|-----------------|--|
| 115 | 11 | OregonBuys e-Procurement | Administrative | 0.00 | 0 | \$ 100,000.00 | OF-License (Administrative Savings) |
| 146 | 12 | Headquarters Roof Replacement | Capital Improvement | 0.00 | 0 | \$ 520,000.00 | OF-License |
| 139 | 13 | Screening Program Fund Shift | Fish Management | 0.00 | 0 | \$ - | |
| 121 | 14 | Aquatic Invasive Species Prevention Program | Wildlife Conservation | 3.66 | 2 | \$ 480,000.00 | OF-Obl, Oregon State Marine Board |
| 116 | 15 | Overtime Fund for Winter Range Enforcement | Wildlife Management | 0.00 | 0 | \$ 100,000.00 | OF-License (Premium Hunts) |
| 140 | 16 | Increase Fish Production - Clackamas Hatchery | Fish Management | 0.00 | 0 | \$ 92,000.00 | License |
| 129 | 17 | Oregon Deer Management and Monitoring | Wildlife Management | 0.00 | 0 | \$ 750,000.00 | USFWS - Pittman Robertson\License (Hunter Rpt) |
| 143 | 18 | Fisher Inventory and Conservation | Wildlife Conservation | 3.00 | 3 | \$ 1,000,000.00 | GF\U.S. Fish & Wildlife Services - Pittman Robertson |
| 142 | 19 | NRCS Conservation Strategy Liaisons | Wildlife Conservation | 6.00 | 6 | \$ 950,000.00 | GF\U.S. Department of Agriculture - NRCS |

| POP # | Priority | Title | Category | FTE | POS | Total Funds | Revenue Source |
|-------|----------|--|-----------------------|------|-----|------------------|----------------|
| 141 | 20 | Marine Mammal Program Expansion | Marine Resource Mgmt | 4.00 | 5 | \$ 630,000.00 | General Fund |
| 134 | 21 | Transparency and Citizen Advocate | Administrative | 1.00 | 1 | \$ 300,000.00 | General Fund |
| 130 | 22 | Wolf Plan Implementation | Wildlife Management | 4.00 | 4 | \$ 1,000,000.00 | General Fund |
| 144 | 23 | California Condor Conservation and Management | Wildlife Conservation | 1.00 | 1 | \$ 1,320,000.00 | General Fund |
| 136 | 24 | Deferred Maintenance | Capital Construction | 0.00 | 0 | \$ 10,000,000.00 | General Fund |
| 145 | 25 | Conservation Strategy Implementation | Wildlife Conservation | 3.00 | 3 | \$ 1,000,000.00 | General Fund |
| 125 | 26 | Nearshore Fishery Research for Coastal Economies | Marine Resource Mgmt | 7.00 | 7 | \$ 1,675,000.00 | General Fund |
| 124 | 27 | Marine Harmful Algal Bloom Monitoring | Marine Resource Mgmt | 2.00 | 3 | \$ 345,000.00 | General Fund |
| 123 | 28 | Ocean Acidification Policy Analysis | Marine Resource Mgmt | 1.00 | 1 | \$ 220,000.00 | General Fund |
| 126 | 29 | Coastal Resilience Facility Newport | Capital Construction | 0.00 | 0 | \$ 10,000,000.00 | General Fund |

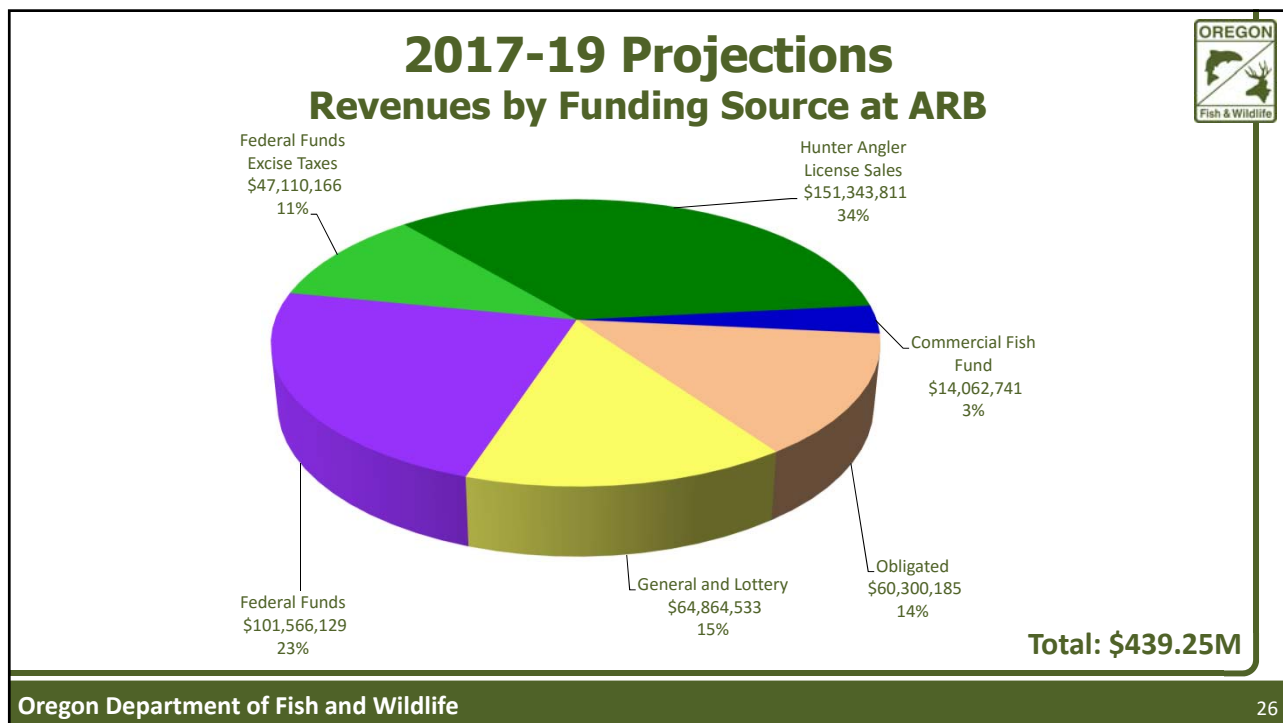
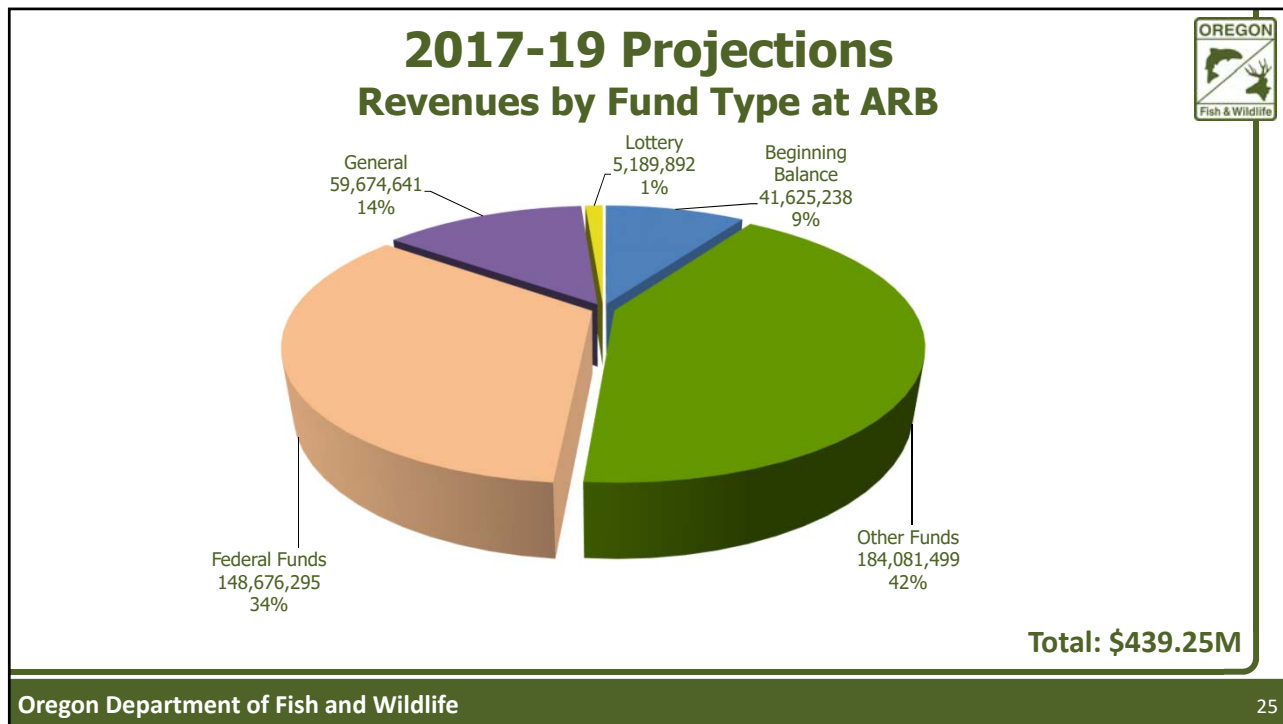


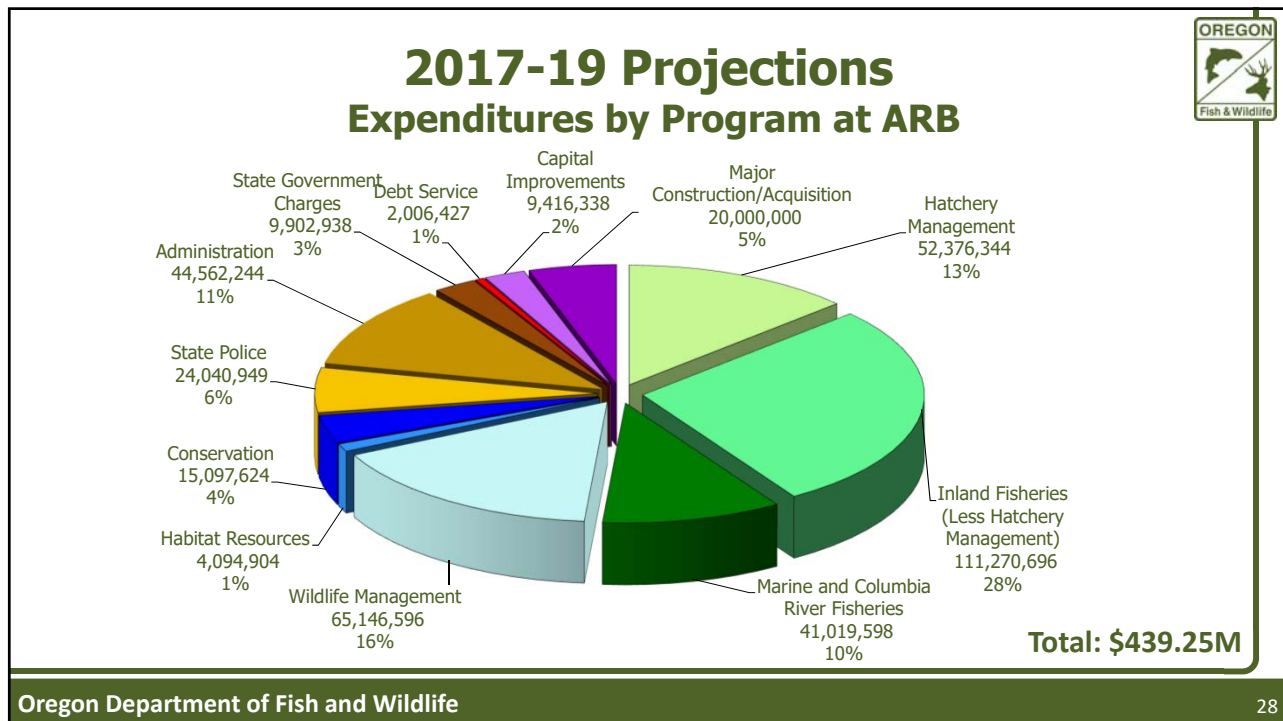
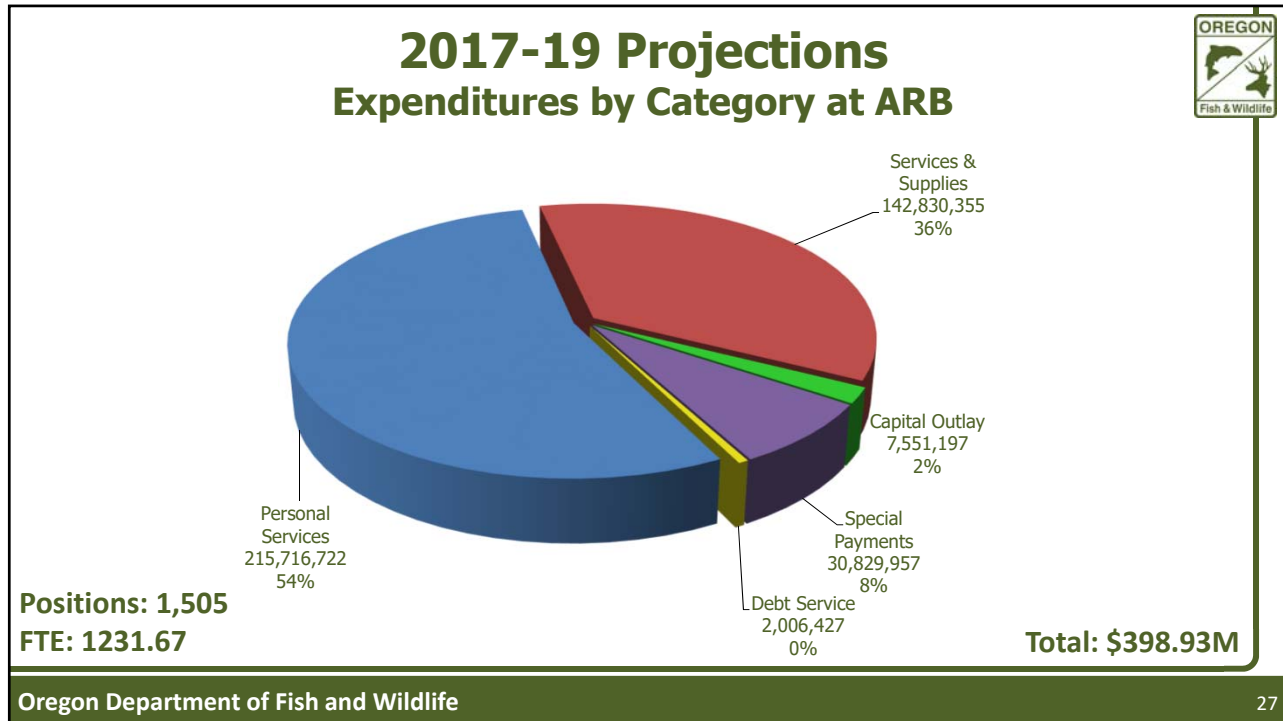
2017-19 ARB (ESTIMATED)

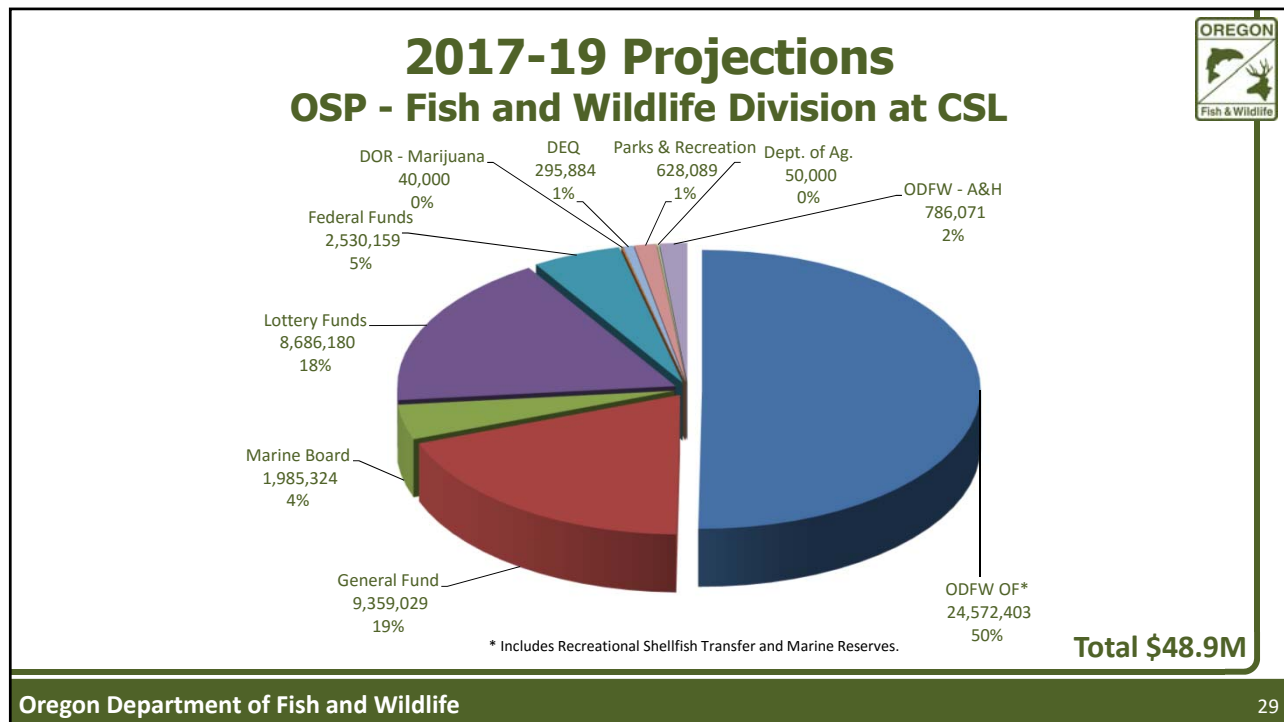


Looking Forward Revenues and Expenditures

- Payroll Expenditures Increases
 - Salary and wages
 - PERS costs
 - Medical costs
- General Inflation
 - Higher than in the past few biennia
- Revenues Slightly Higher Than Projected Two Years Ago







Commission Options

- Approve 2017-19 Biennium Budget as Recommended
 - Staff Recommendation
- Approve 2017-19 Biennium Budget with Amendments
- Reject the department's 2017-19 Agency Request Budget

Oregon Department of Fish and Wildlife 30