



Town Hall Meetings April & May 2016

OREGON DEPARTMENT OF FISH AND WILDLIFE

Preparing the 2017-19 Budget





Review Agenda

- Welcome & introductions
- Ground rules
- ODFW overview & recap
- How your money is working for you
- ODFW budget primer
- 2015-17 budget snapshot
- Hunting and fishing license trends
- Building 2017-19 budget
- Next steps



Ground Rules

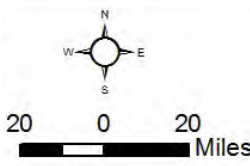
- End on time.
- Raise hand to make a comment or ask a question.
- Be respectful of others.
- Stay on point with comments & questions.
- Please turn off cell phones or put on silent mode.



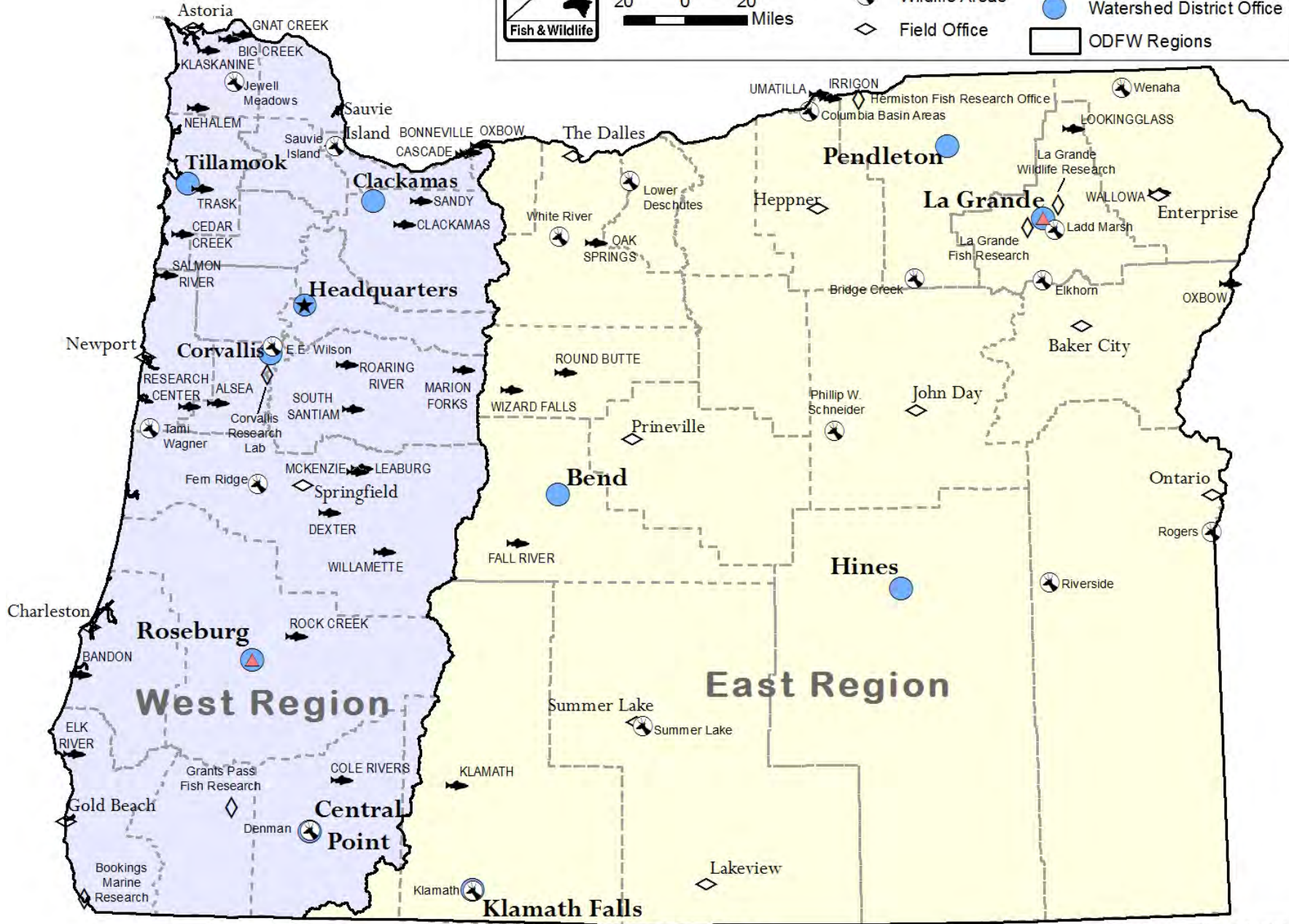
Our Mission

To protect and enhance Oregon's fish and wildlife and their habitats for use and enjoyment by present and future generations.





- ★ Headquarters
- ▲ Regional Office
- Watershed District Office
- ◇ Field Office
- ◇ Research Office
- ➔ Hatcheries
- ⦿ Wildlife Areas
- ODFW Regions





Last Biennium Recap

- Last biennium's budget was challenging, lower than projected revenue and higher than projected expenditures created a "gap"
- Many strategies were put in place to address these issues
 - Program reductions
 - Fund shifts
 - Fee restructuring
 - Operational efficiencies
- Through the support of many constituents, the Legislature adopted a supportive budget & legislation
 - Additional GF recognizing broad public benefit
 - Alternative funding Task Force
 - HB3315 – Recoup costs of state-funded assistance
- Solid footing for the next 4 years

44¢ Game Management

Field biologists, wildlife surveys, local game management, predator management



27¢ Enforcement

OSP enforce hunting regulations and wildlife laws




15¢ Administration

Licensing, accounting and information technology staff



7¢ Habitat Restoration

Wildlife areas, game habitat improvement programs (incl. Mule Deer Initiative)*



6¢ Regional Staff

Region and watershed managers and administrative staff



How your hunting dollar is spent

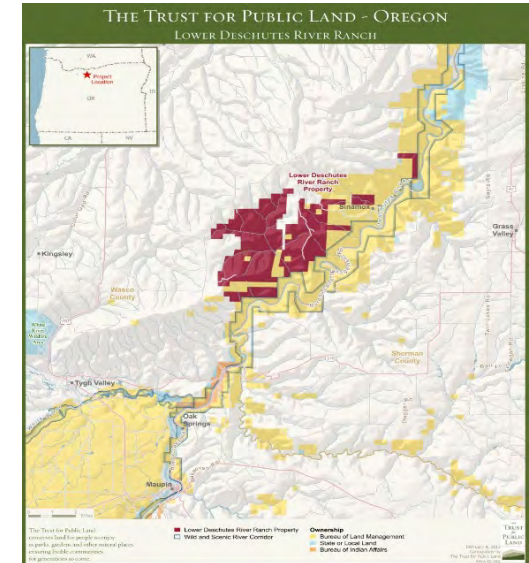
*includes Access and Habitat program






Wildlife

- Continuing Mule Deer Initiative
 - Juniper removal & aspen restoration
 - Predator management
 - Reducing highway mortality
- Focus on Black-Tailed Deer
 - Improved population estimates
- Restoring wetlands and habitat
- New access and opportunities
 - Lower Deschutes Ranch Acquisition






41¢ Fish Management
Biologists, research and local fishery management*



17¢ Enforcement
OSP fish and wildlife regulation enforcement




16¢ Hatcheries
Raising and stocking of salmon, trout and steelhead*



14¢ Administration
Licensing, accounting, marketing and information technology staff



6¢ Regional Staff
Regional managers and administrative staff



4¢ Native Fish Conservation
Conservation and recovery planning*



3¢ Marine
Ocean sport fishery management

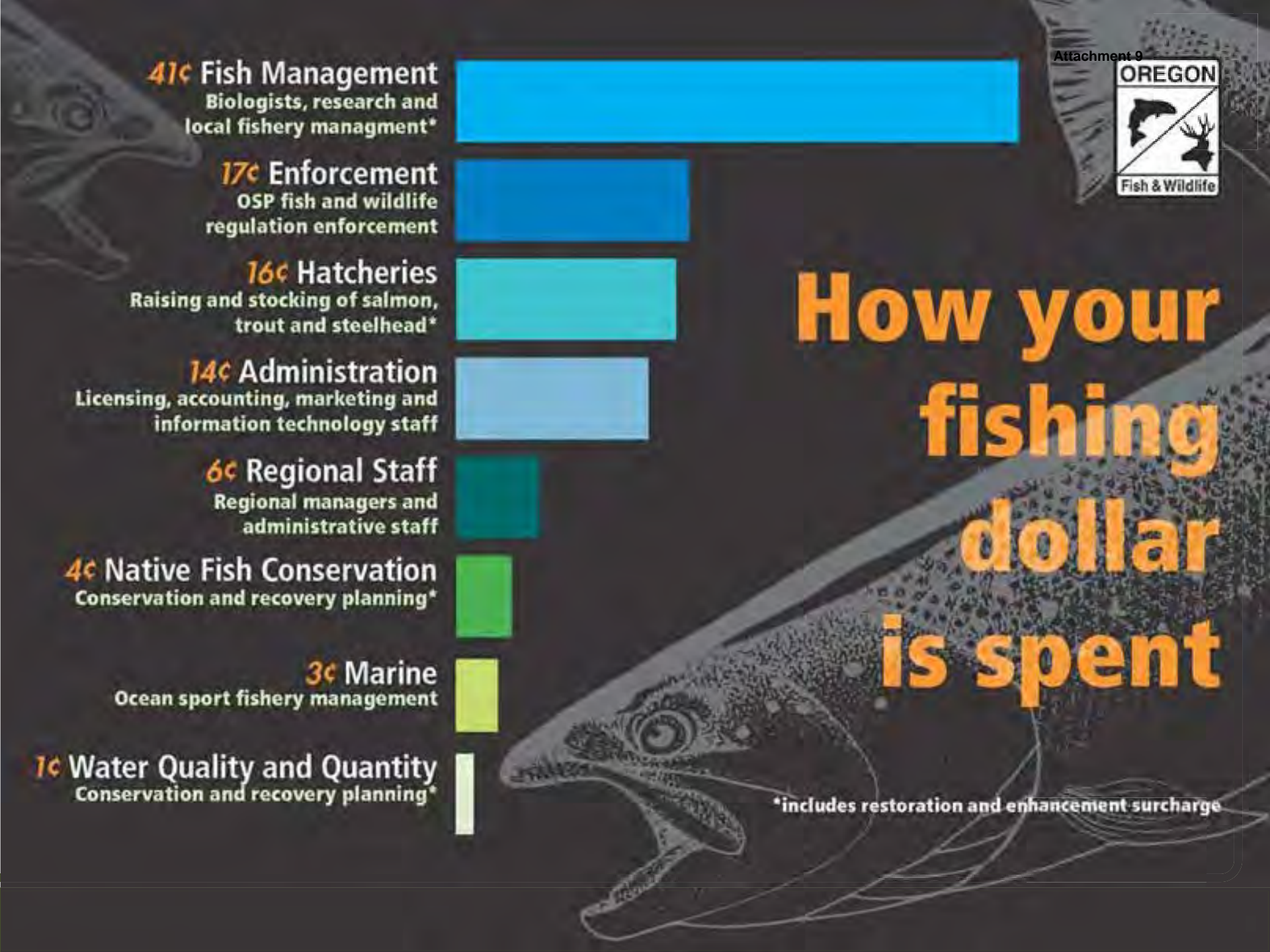


1¢ Water Quality and Quantity
Conservation and recovery planning*



How your fishing dollar is spent

*includes restoration and enhancement surcharge



Fish

- Increased opportunities & access
 - Enhanced trophy trout and 2-rod fisheries
 - Simplified and user-friendly regulations
 - Restored lake and pond fisheries
- Balancing hatcheries & conservation
- Addressing maintenance needs at state hatcheries
- Focus on Columbia River
 - Fisheries management
 - Hydrosystem/spill & flow
- Sea lions & cormorants






Conservation

- Conservation Strategy Update
- Proposed delisting of three desert fish species
- Sage Grouse
- Desert Kit Fox
- Wildlife viewing
- Bats







Oregon State Police







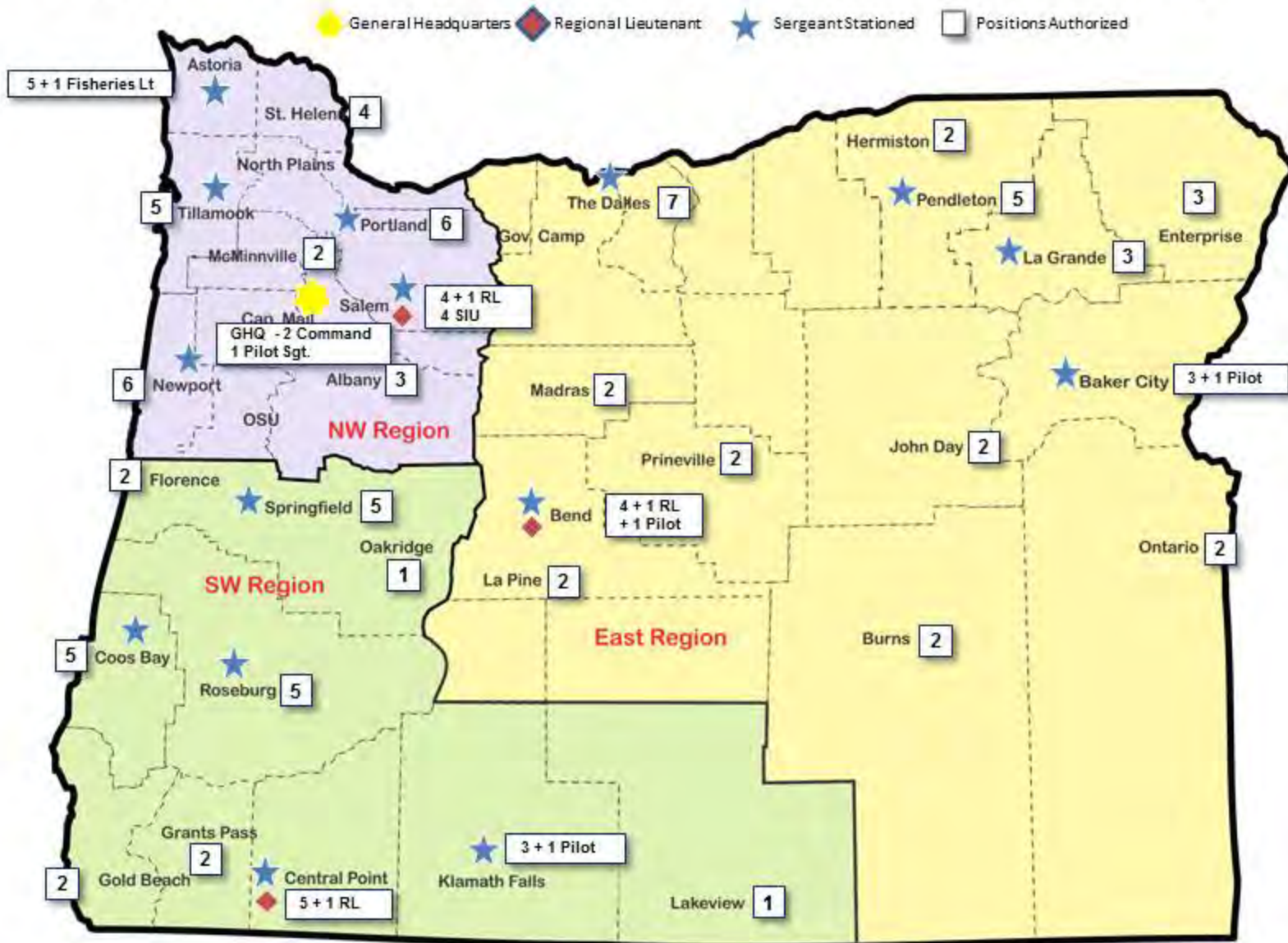
OSP – Fish and Wildlife Division

Mission / Objectives

- Enforce angling, commercial fish, wildlife & environmental laws
- Protect and enhance the long-term health of fish and wildlife species
- Protect habitats and the environment
- Service to the public – rural law enforcement
- Reduce illegal harvest
- Educate constituents, while deterring and detecting violations



Oregon State Police Fish and Wildlife Division Offices and Personnel Allocation 2016 (119)



“Premier Public Safety Services”

Budget Primer

Attachment 9





Our Principles for Developing a Budget

- Develop a sustainable budget
- Ensure we have the resources to meet our mission
- Be sensitive to the cost to our customers
- Actively track revenues & expenditures
- Seek General Fund for programs with broad public benefit
- Transparency while we develop our budget



Budget Orientation

Revenues

- General Fund
 - Comprised of general state tax revenues
- Lottery Funds
 - Can only be used for specific purposes
- Federal Funds
 - Received as a result of federal laws or agreements
 - Includes Wildlife and Sportfish Restoration funds



Budget Orientation

Revenues

- Other Funds - License
 - Used for core fish and wildlife programs
 - Critical for working capital
- Other Funds - Dedicated
 - Established by statute
 - E.g.: Restoration & Enhancement, Commercial Fish Fund, Rec. Shellfish
- Other Funds - Obligated
 - Set aside by rules or agreements
 - E.g.: Carcass and Egg Fund, Aquatic Invasive Species Fund, Hydro Fund



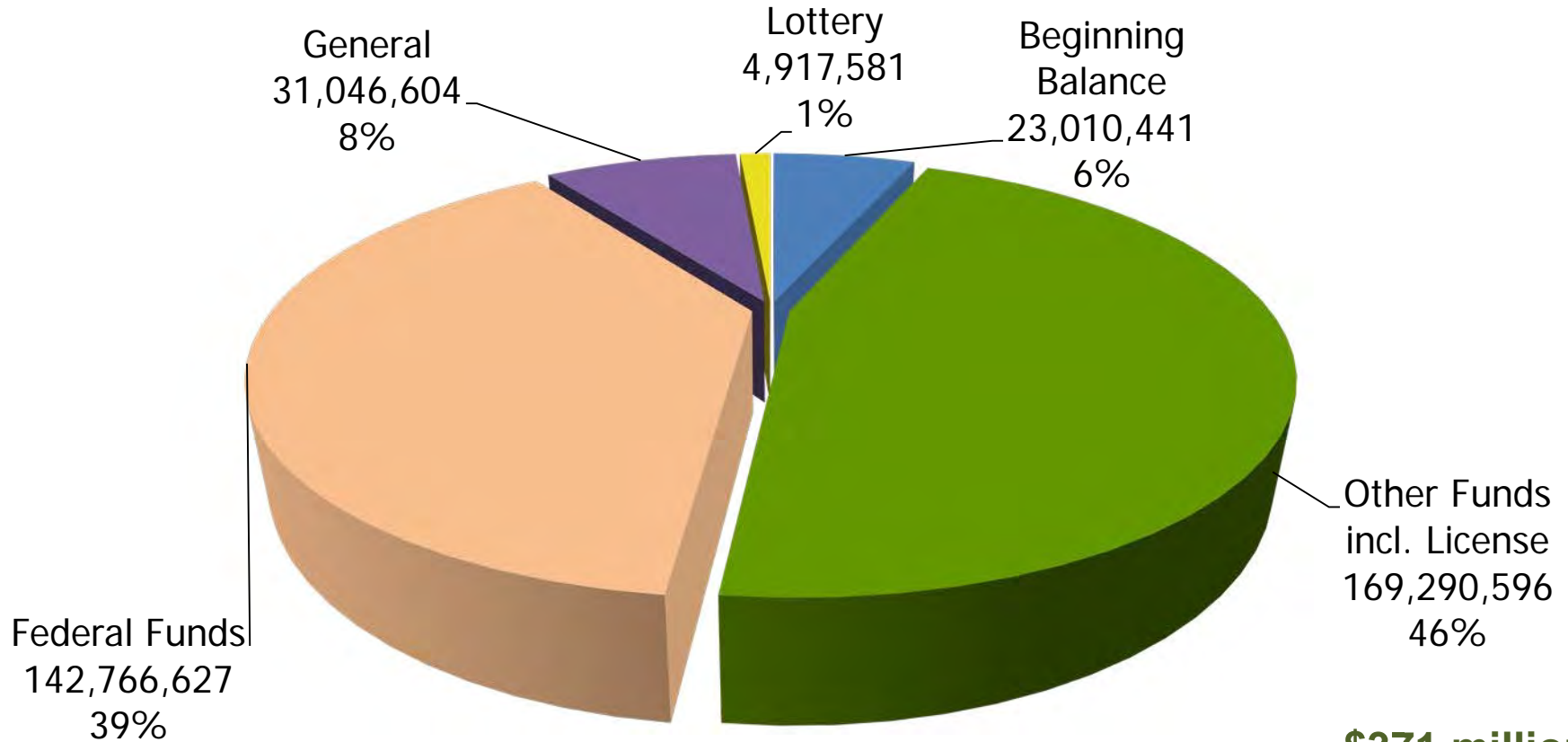
2015-17 Budget Snapshot





ODFW Budget*

2015-17 Estimated Revenues

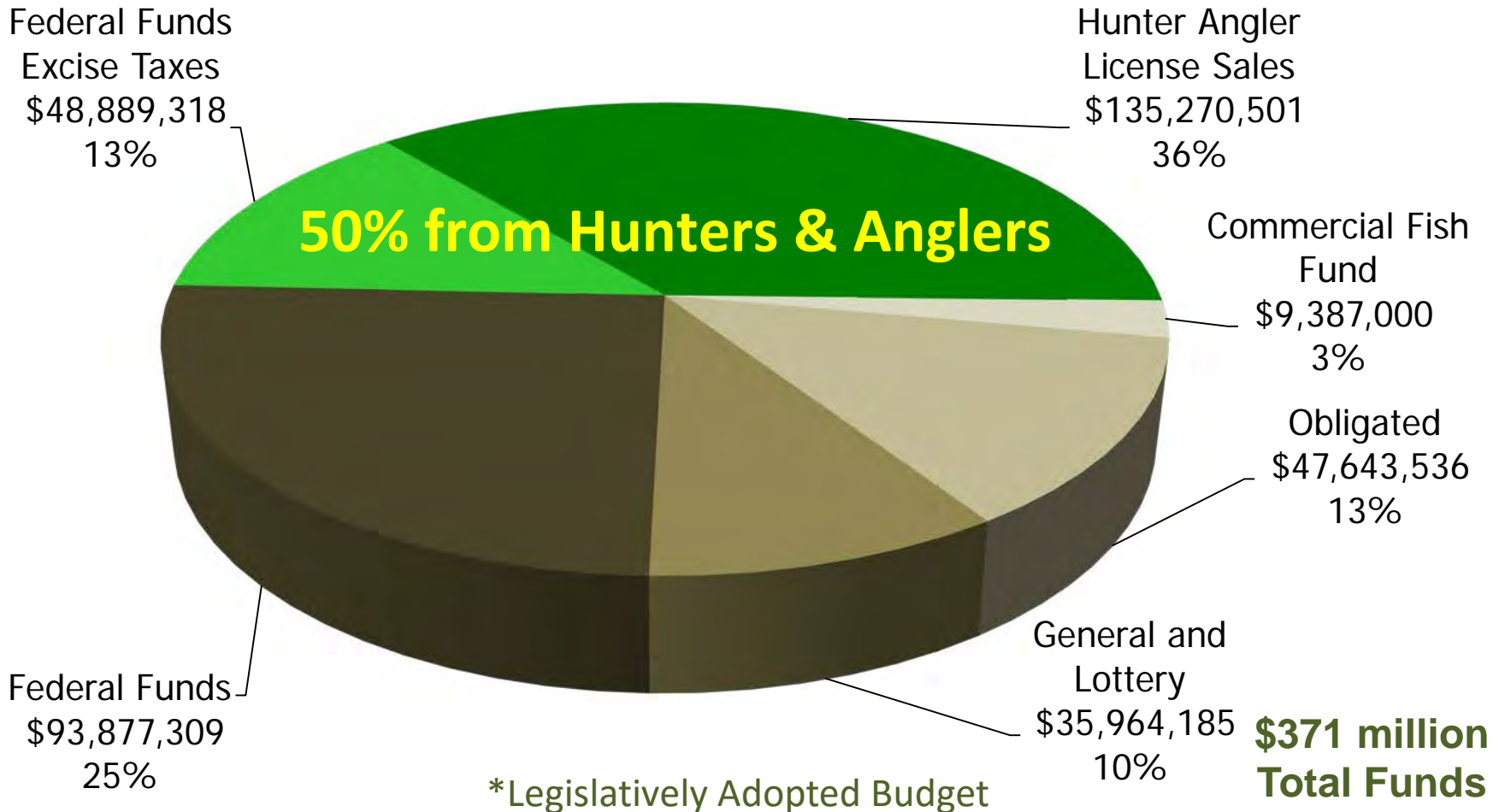


**\$371 million
Total Funds**

*Legislatively Adopted Budget

ODFW Budget*

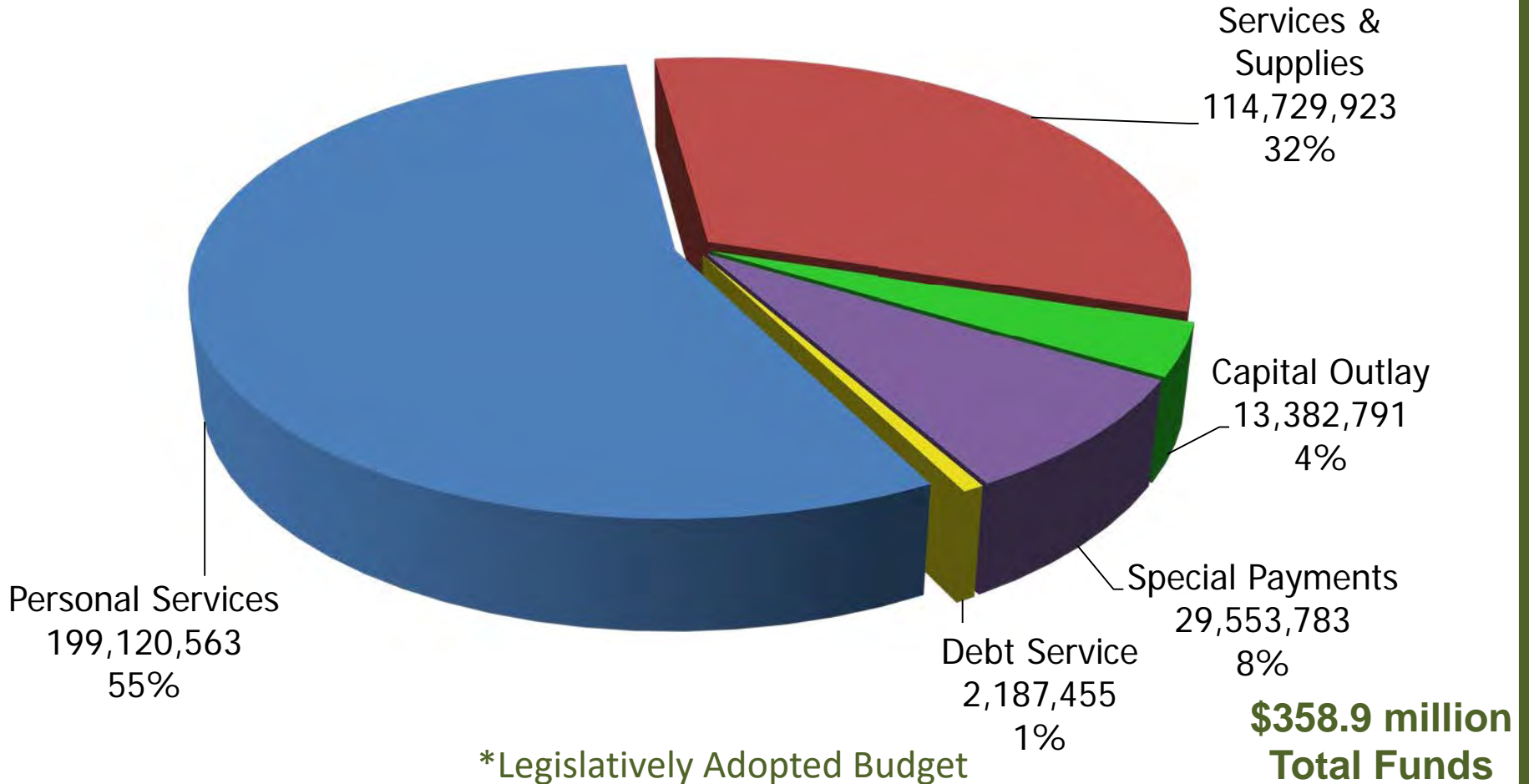
2015-17 Estimated Revenues





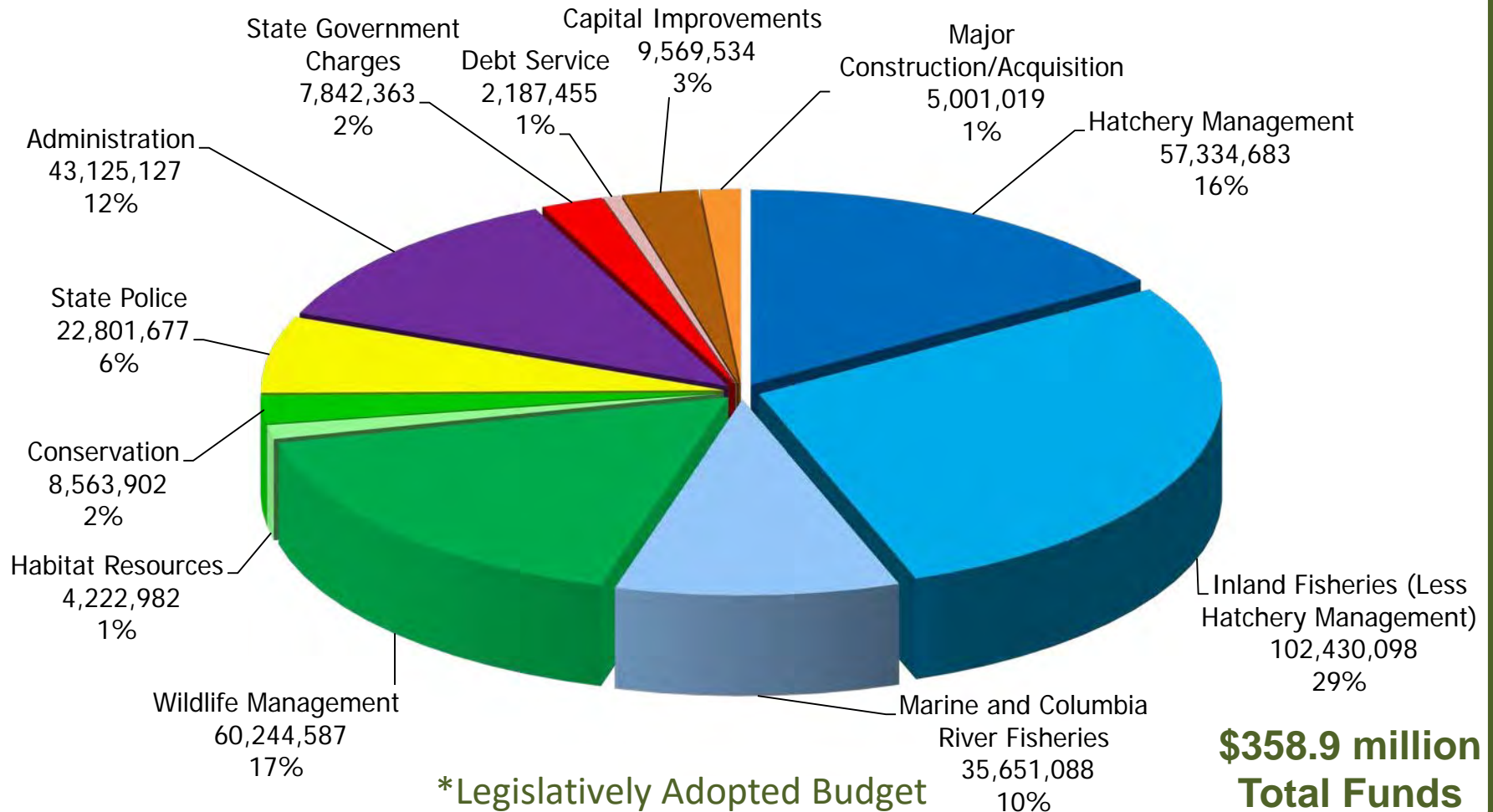
ODFW Budget*

2015-17 Expenditures by Category



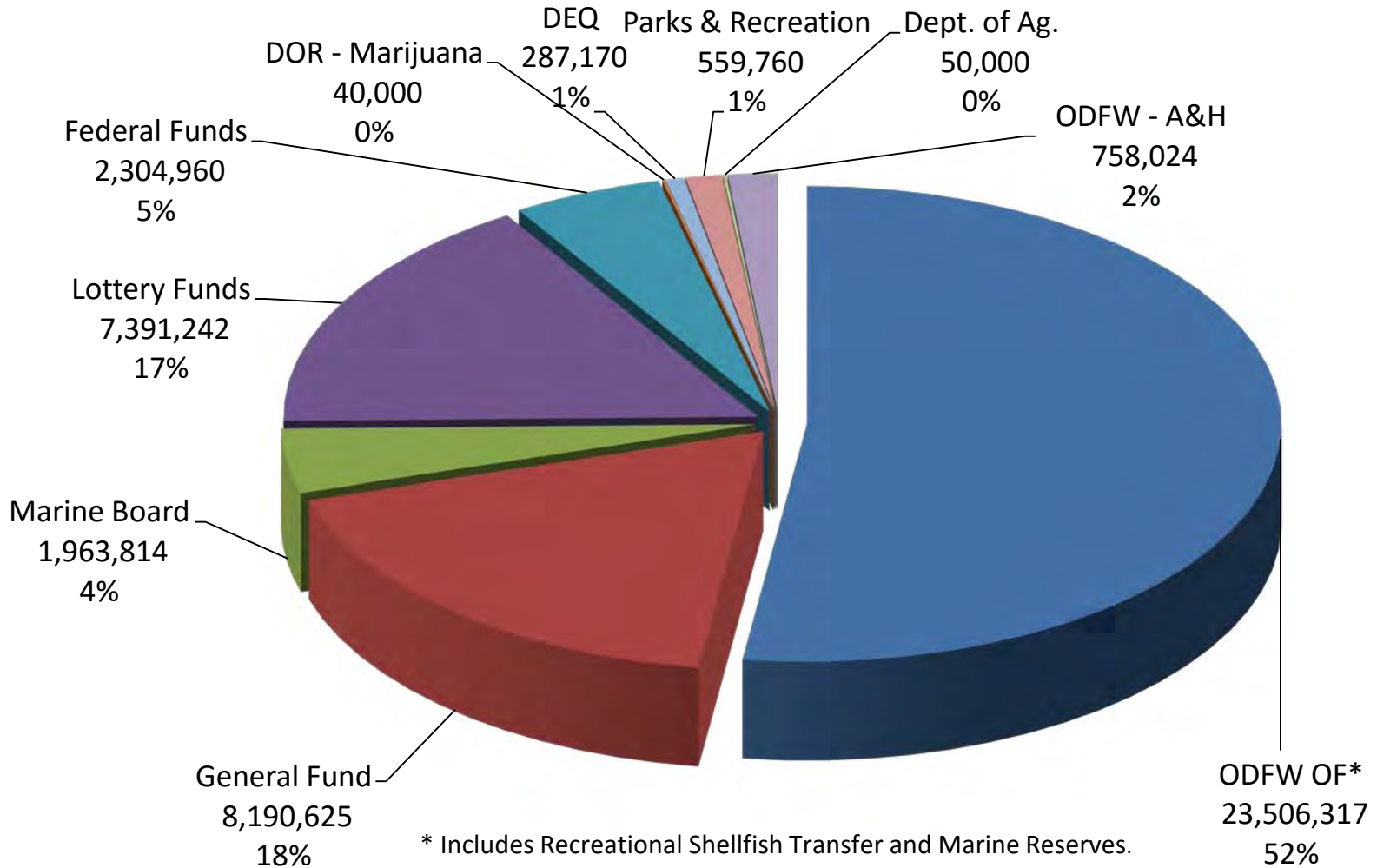
ODFW Budget*

2015-17 Expenditures by Program





OSP – Fish and Wildlife Division

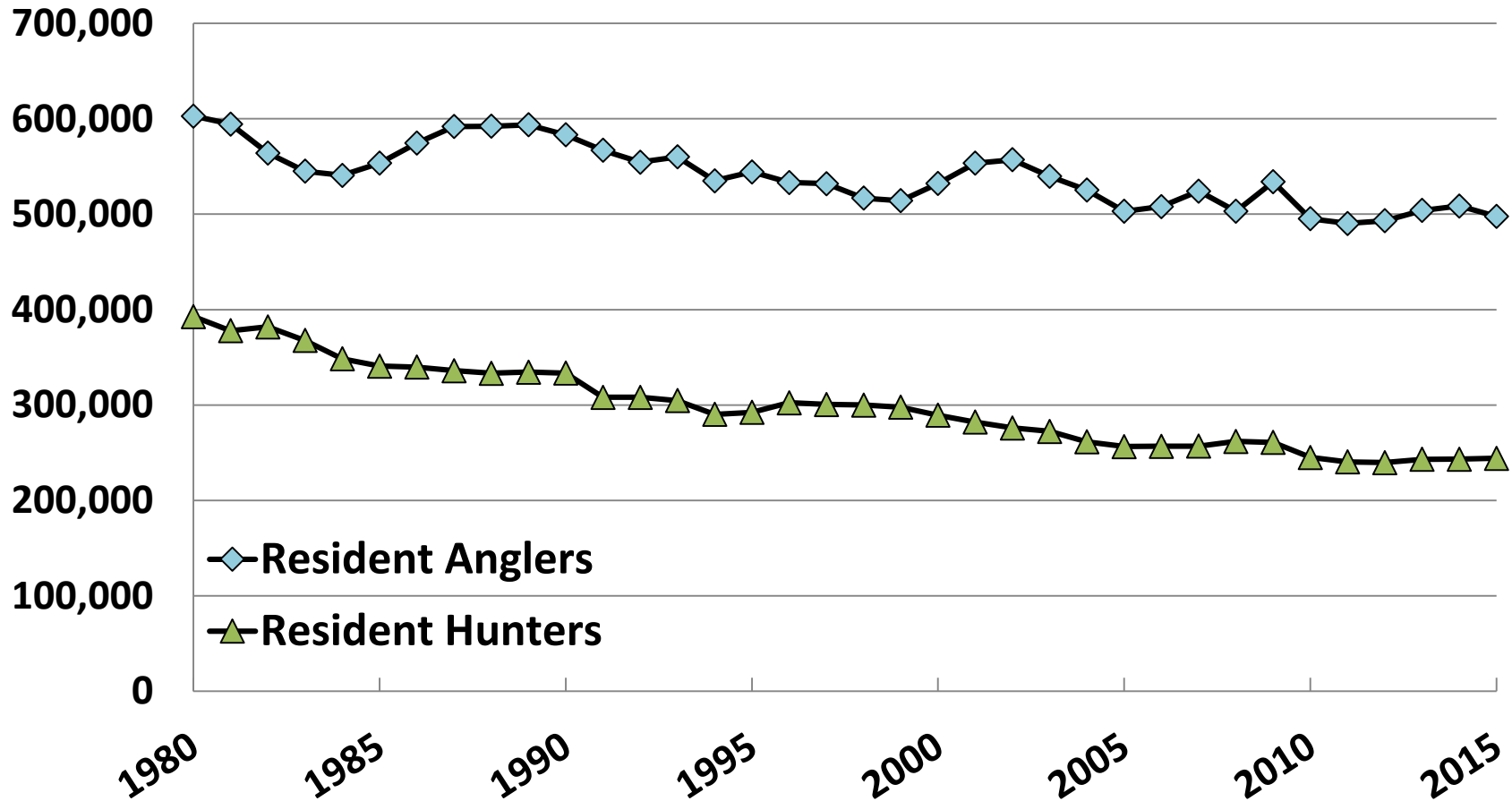


Trends in Hunting and Angling Participation



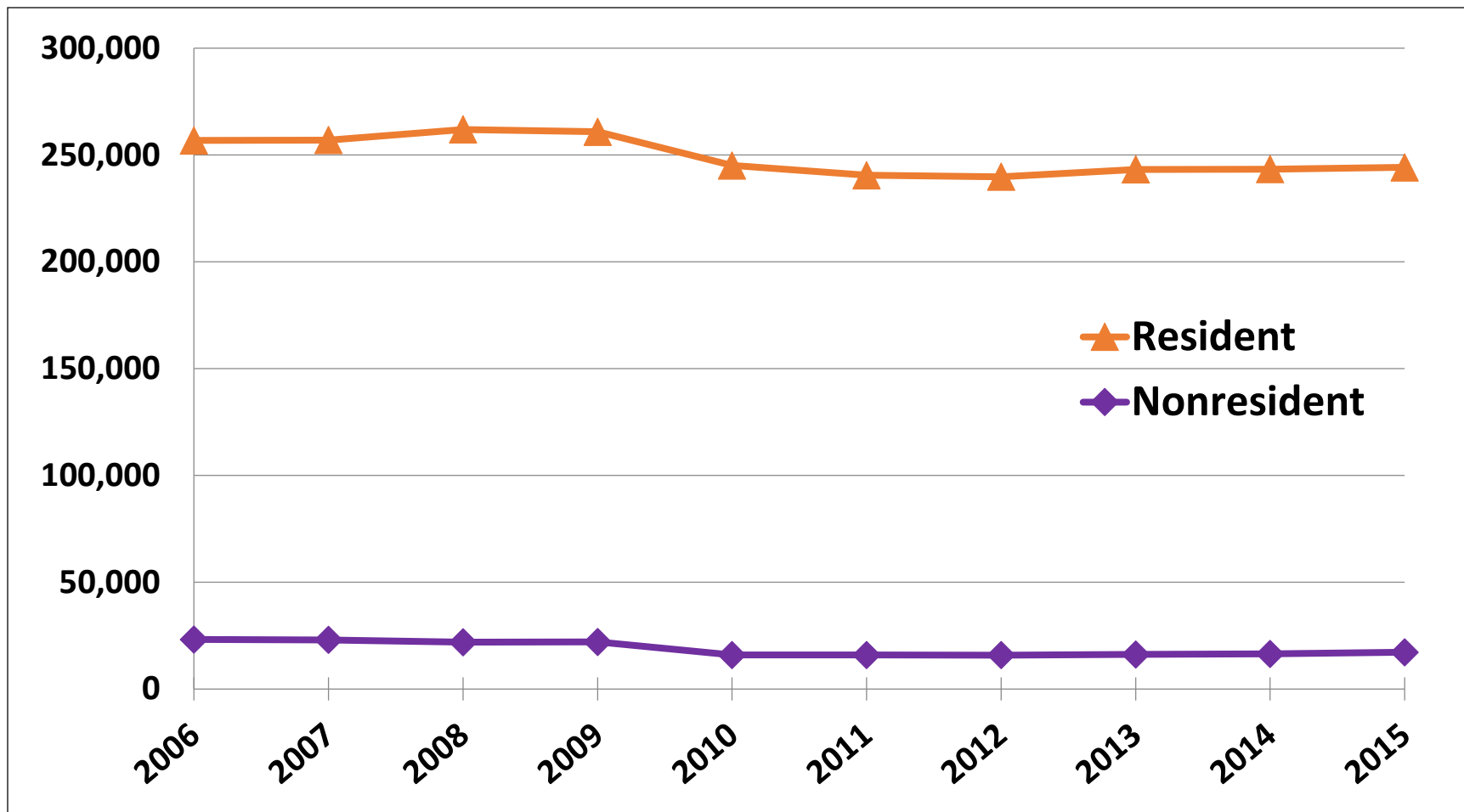
Oregon Resident Hunters & Anglers 1980-2015

Attachment 9



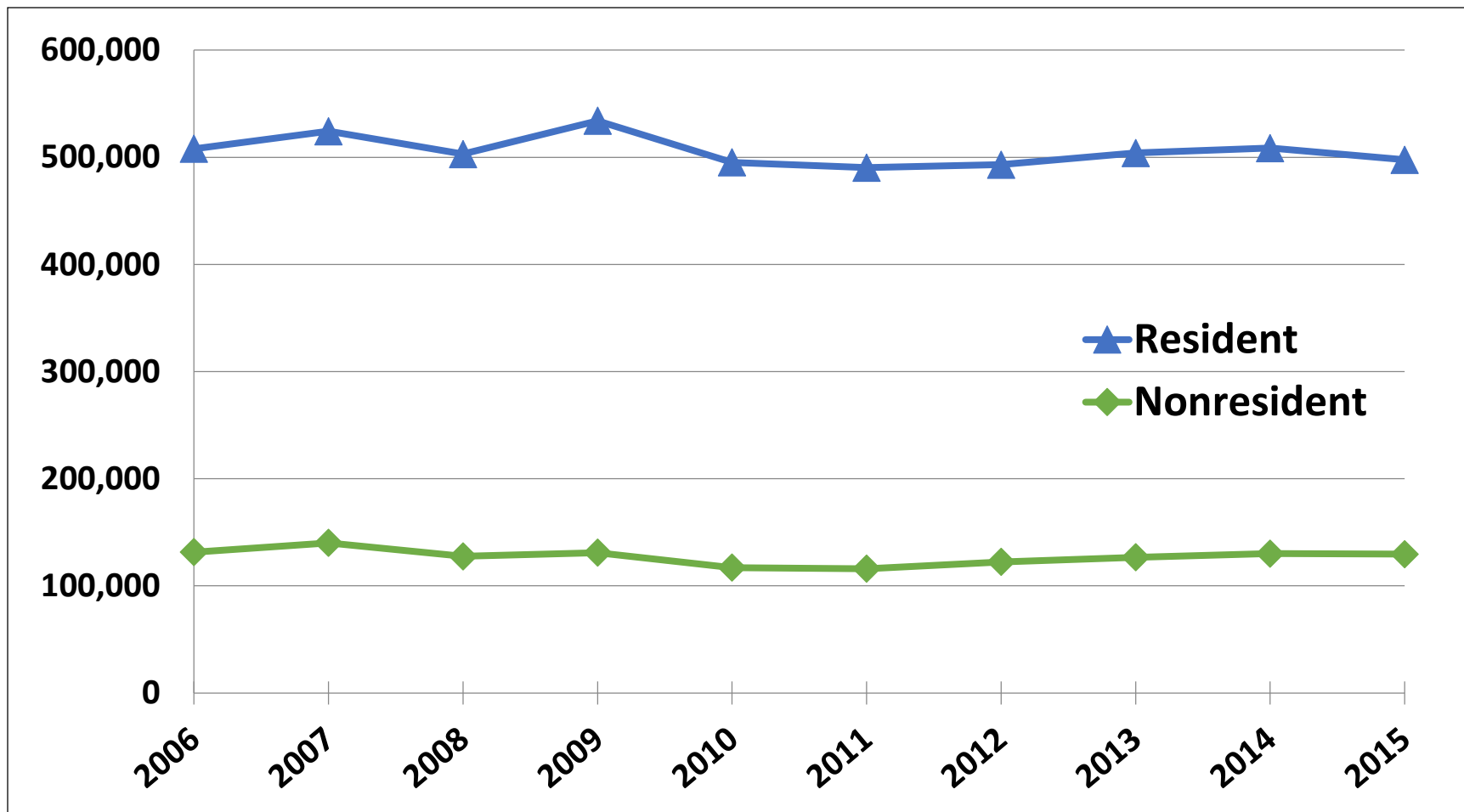


Recent Hunting License Sales 2006-2015





Recent Fishing License Sales 2006-2015

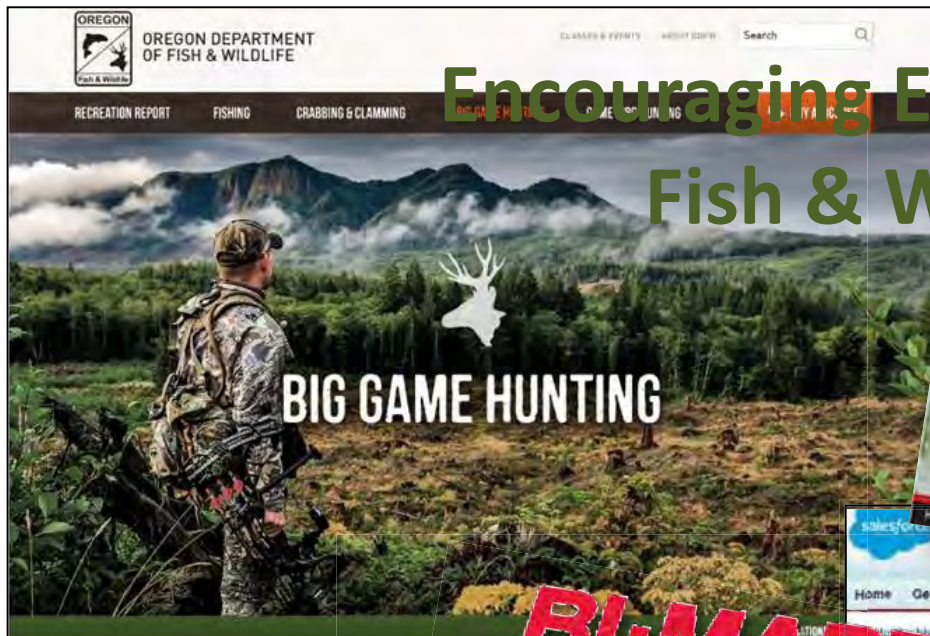




Hunting & Fishing License Sales

1st Quarter 2016 vs. 5-yr Avg (2011-15)

License Type	2016	Avg 2011-15	% Change
SportsPac	22,228	21,083	+5%
Youth License	7,992	5,870	+36%
Combination	34,400	38,276	-10%
Pioneer	33,241	28,446	+17%
Res Angler	77,349	78,922	-2%
Res Hunter	12,276	11,962	+3%
NR Angler	5,804	5,204	+12%
NR Hunter	3,009	2,867	+5%



Encouraging Enjoyment of Fish & Wildlife

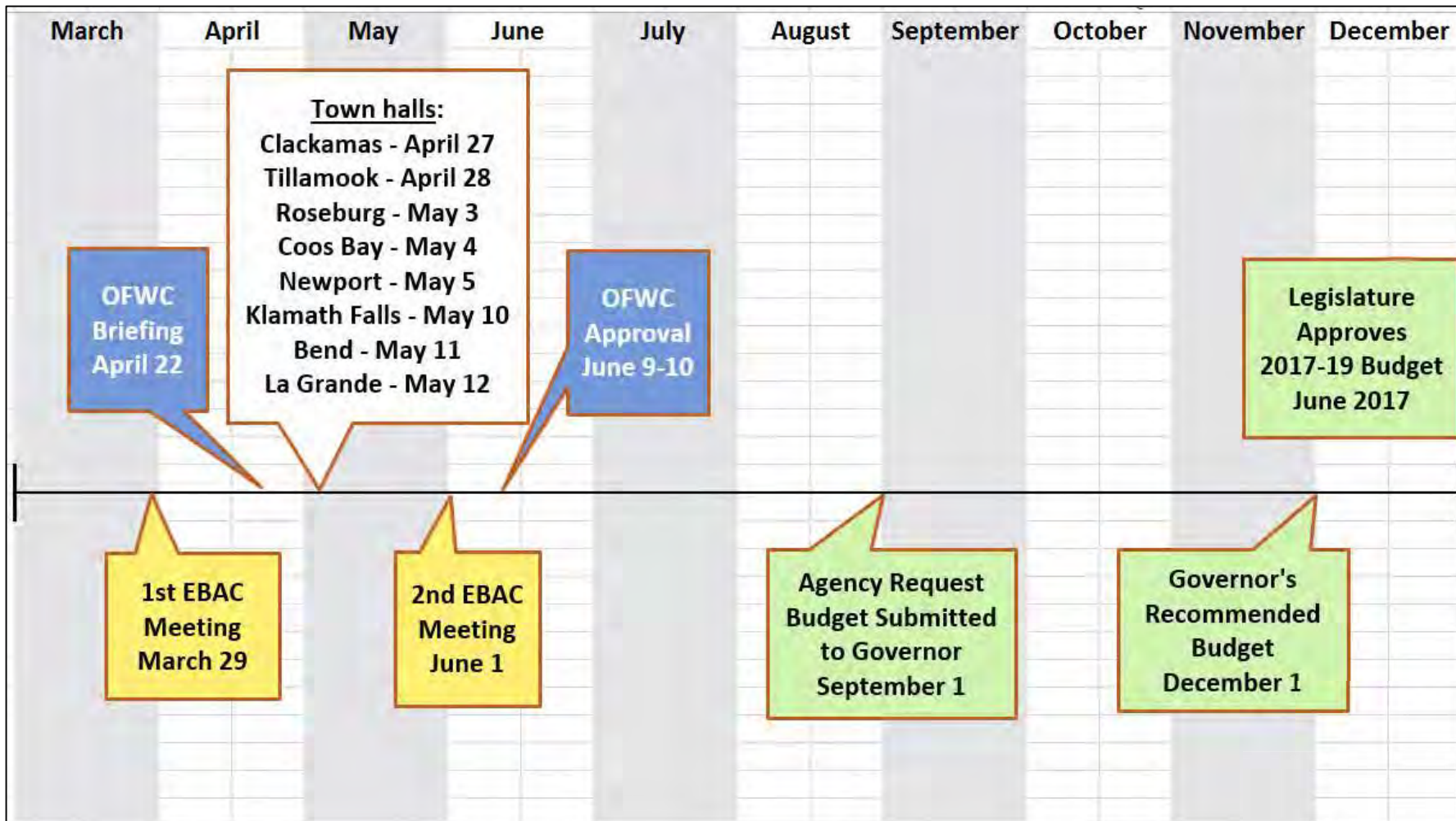


Building ODFW's 2017-19 Budget





2017-19 Budget Timeline





2017-19 Budget

- Maintaining a Current Service Level budget
 - Adjusting for inflation
 - Projecting for increases in Personal Services costs
- Revenue - \$371M to \$414M
 - License revenues expected to increase
 - Federal excise tax projected to decline about \$3M
- Expenditures - \$358M to \$365M
 - Increase in Personal Service costs
- We are not planning any major shifts or changes to our programs at this time but am interested in your thoughts and comments.
- Preparing for state-wide General Fund Forecast
 - Statewide projections are below CSL



Governor's Focus Areas

- A Seamless System of Education
- A Thriving Oregon Economy
- Excellence in State Government
- Safer, Healthier Communities
- Responsible Environmental Stewardship

Alternative Funding Task Force



- House Bill 2402
- Healthy fish, wildlife and habitat are important to all Oregonians.
- New tools, strategies and funding needed to ensure sustainable fish, wildlife and habitat.
- Diversified, stable funding for fish and wildlife management and conservation.

Alternative Funding Task Force



- Recommendations due September 2016
- Legislative action in 2017
- Next meeting – June 8, 2016
- Encourage public testimony and ideas
- <https://olis.leg.state.or.us/liz/2015I1/Committees/JTFFFW/Overview>



Next Steps

- Commission action on June 9
 - Public comment accepted
- Submit to Governor on Aug 29
- Final action by 2017 Legislature



Comments and Discussion

- Budget details available at www.dfw.state.or.us/agency/budget
- Submit written comments through June 1 to ODFW.Comments@state.or.us