



Memorandum

Oregon Department of Fish and Wildlife

Date: January 27, 2022
To: Fish and Wildlife Commissioners
From: Shannon Hurn, Deputy Director for Administration
Subject: February 2022 Financial Report

Department Financial Report

The Commission Financial Report for the 2021-23 biennium as of December 2021 is attached. Expenditures and revenue are still on track for the biennium, we continue to see downward pressure on unrestricted cash balance. For the month ending December 31, 2021, unrestricted cash finished at \$59.8 million while restricted cash came in at \$27.6 million. Preliminary sales for January 2022 are promising, we hope to see cash trend upwards again within the next few months.

2023-25 Budget Development

As a reminder the ODFW Public Website, <https://www.dfw.state.or.us/> has a Budget Information Page under About Us where the public can review the current investment in programs funded in the [2021-23 Legislatively Adopted Budget](#) ahead of 2023-25 budget development. I have attached the ODFW Budget Summary and ODFW Budget 101 documents to this report that are also available on that page.

For 2023-25 budget development the divisions and regions have compiled a draft Policy Option Package list, they are actively working on narratives to describe the requests recommended by the agency. As statutorily required a review of the Program Prioritization and development of a 10% reduction options list will begin in February. Due to uncertainty around continued COVID impacts the decision has been made that all External Budget Advisory Committee meetings and listening sessions/town halls will be conducted virtually in March, April and May.

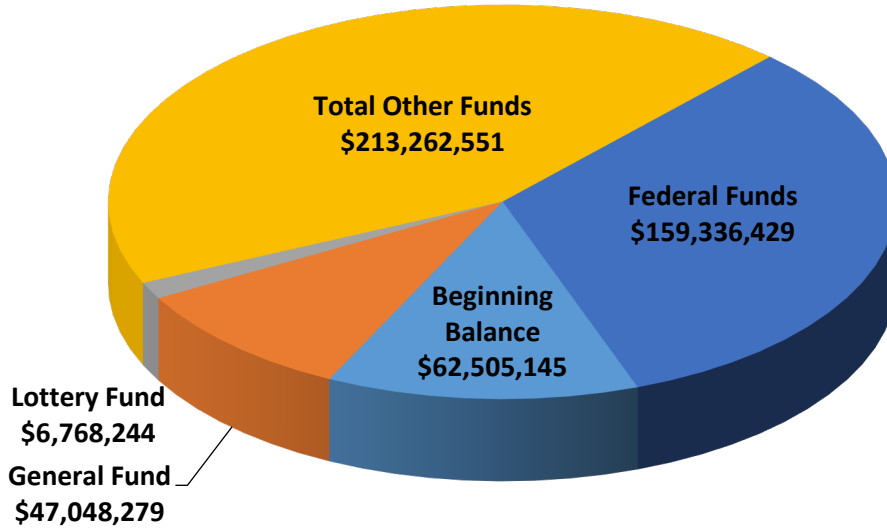
Audit Updates

The recruitment for the internal audit position was announced January 26th. The recruitment closes February 9th. If a good applicant pool is identified, several members of the ODFW Audit Committee have volunteered to conduct interviews later in February.

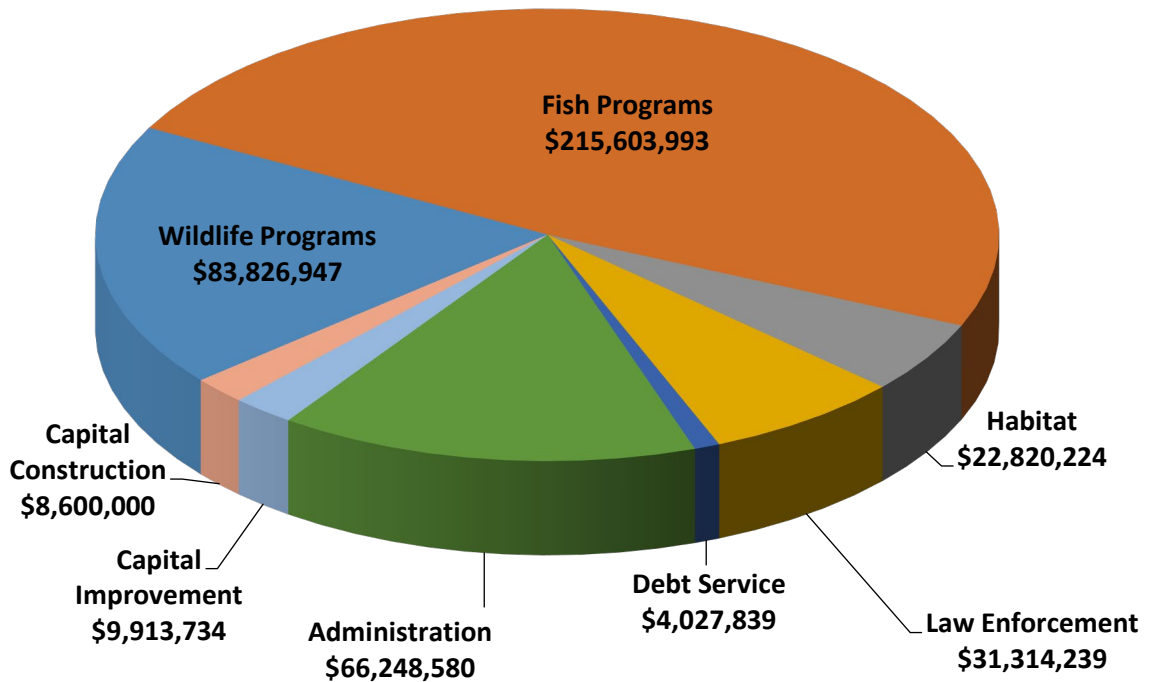
**ODFW Financial Report for 2021-2023 Biennium
Commission Meeting
as of December 2021**

	Legislatively Adopted Budget	Adjustments & E-Boards	Legislatively Approved Budget	Actuals as of 12/31/2021	25.0%
REVENUE					
Revenue Transactions for Prior Biennium (AY21)				3,780,971	
General Fund	47,048,279	-	47,048,279	7,171,881	
Lottery Funds	6,768,244	-	6,768,244	1,692,061	
Other Funds					
Hunter/Angler	128,440,743	-	128,440,743	23,799,293	
Commercial Fisheries Fund	10,635,906	-	10,635,906	2,601,030	
All Other Categories	74,185,902	-	74,185,902	7,514,299	
Total Other Funds	213,262,551	-	213,262,551	33,914,622	
Federal Funds	159,336,429	-	159,336,429	36,722,204	
Total Revenue	426,415,503	-	426,415,503	79,500,768	18.64%
EXPENDITURES					
Expenditure Transactions for Prior Biennium (AY21)				7,365,879	
Wildlife					
General Fund	6,080,096	-	6,080,096	1,487,123	
Lottery Funds	1,358,356	-	1,358,356	299,555	
Other Funds	41,800,100	-	41,800,100	8,864,161	
Federal Funds	34,588,395	-	34,588,395	7,092,283	
Total Wildlife Programs	83,826,947	-	83,826,947	17,743,122	21.17%
Fish					
General Fund	22,497,293	-	22,497,293	4,991,996	
Lottery Funds	5,208,540	-	5,208,540	1,163,356	
Other Funds	88,480,481	-	88,480,481	16,627,088	
Federal Funds	99,417,679	-	99,417,679	21,276,410	
Total Fish Programs	215,603,993	-	215,603,993	44,058,850	20.44%
Habitat					
General Fund	5,794,412	-	5,794,412	80,161	
Lottery Funds	201,260	-	201,260	-	
Other Funds	6,053,245	-	6,053,245	56,043	
Federal Funds	10,771,307	-	10,771,307	-	
Total Habitat Division	22,820,224	-	22,820,224	136,204	0.60%
Administration					
General Fund	7,817,674	-	7,817,674	214,821	
Lottery Funds	-	-	-	-	
Other Funds	50,320,430	-	50,320,430	12,788,257	
Federal Funds	8,110,476	-	8,110,476	1,094,277	
Total Administration	66,248,580	-	66,248,580	14,097,355	21.28%
State Police					
General Fund	2,610,614	-	2,610,614	205,030	
Other Funds	28,703,625	-	28,703,625	2,893,756	
Total State Police	31,314,239	-	31,314,239	3,098,786	9.90%
Debt Service					
General Fund	2,085,829	-	2,085,829	192,750	
Other Funds	1,942,010	-	1,942,010	204,328	
Total Debt Service	4,027,839	-	4,027,839	397,078	9.86%
Capital Improvement					
General Fund	162,361	-	162,361	-	
Other Funds	6,402,801	-	6,402,801	786,412	
Federal Funds	3,348,572	-	3,348,572	-	
Total Capital Improvement	9,913,734	-	9,913,734	786,412	7.93%
Capital Construction					
General Fund	-	-	-	-	
Other Funds	5,500,000	-	5,500,000	264,072	
Federal Funds	3,100,000	-	3,100,000	3,100,000	
Total Capital Construction	8,600,000	-	8,600,000	3,364,072	39.12%
Agency-wide					
General Fund	47,048,279	-	47,048,279	7,171,881	15.24%
Lottery Funds	6,768,156	-	6,768,156	1,462,911	21.61%
Other Funds	229,202,692	-	229,202,692	42,484,117	18.54%
Federal Funds	159,336,429	-	159,336,429	32,562,970	20.44%
Total Expenditures	442,355,556	-	442,355,556	83,681,879	18.92%

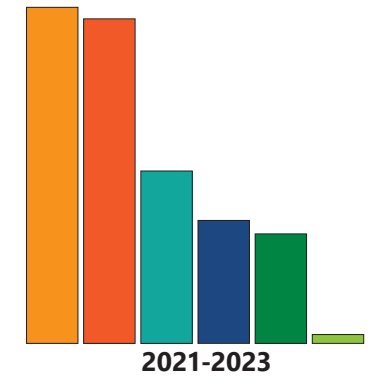

Oregon Department of Fish and Wildlife					
2021-23 Legislatively Approved Budget - Revenue					
		as of December 2021	\$	488.93	



Oregon Department of Fish and Wildlife					
2021-23 Legislatively Approved Budget - Expenditures					
		as of December 2021	\$	442.35	



	License Funded Programs	Federally Funded Programs	Obligated Funds	Statutorily Dedicated Programs	State General Fund Programs	Lottery Funds
Funding source:	State money from the sale of hunting and fishing licenses that is NOT earmarked to a specific purpose.	Federal money from contracts and excise taxes on the purchase of firearms, ammo, and fishing gear.	Revenues from other state agencies and non-government organizations. Federal funds received through third parties.	State money from the sale of hunting and fishing licenses earmarked for specific purposes.	General tax revenue from the State of Oregon.	Lottery revenues constitutionally dedicated to specific natural resource functions.
Explanation:	These dollars fund the general operations of the Oregon Department of Fish and Wildlife. By state and federal law, they can only be spent on fish and wildlife management. They also are the primary source of required state match needed to receive federal funds.	Federal contract revenue is received for specific work performed. Revenue from excise taxes is received as an annual apportionment from the federal government. ODFW must match this apportionment with nonfederal funds at a 3-1 ratio. License funds are the primary source of this match.	These revenues are received for specific purposes. The work is usually agreed to in contracts. The indirect revenue associated with work performed under federal contracts also comes to ODFW in the form of Obligated Funds.	Programs are earmarked by Oregon statute for a special purpose and can only be spent on that purpose.	This is the only general tax revenue funding for fish and wildlife management. There are no earmarks attached to this funding. However, a sizable portion is used to fund programs that are not appropriate to be funded by the Department's other sources of revenues.	Measure 76 revenues fund water quality, restoration and flow projects. Protect lands and water. Restore and maintain habitats. Maintain biodiversity
Examples:	<ul style="list-style-type: none"> • Oregon State Police Fish and Wildlife enforcement • Game damage program • Administration of hunting and fishing license sales • Matching money for federal funds • Public information and outreach • District biologists 	<ul style="list-style-type: none"> • Fish and wildlife biologists • Fish hatcheries • Fish and wildlife population survey and inventory • Angler and hunter access • Hunter and aquatic education • Operations and maintenance of sites 	<ul style="list-style-type: none"> • Hatchery production. • Mitigation projects. • Restoration and recovery projects 	<ul style="list-style-type: none"> • Land acquisition and conservation easements • Upland game bird habitat • Commercial Fisheries Mgmt. • Fish Restoration & Enhancement • Hunting Access and Habitat Mgmt. • Recreational Shellfish Mgmt. • Individual Game Species Mgmt. 	<ul style="list-style-type: none"> • Marine Resources • Fish Management • Hatchery Production • General Administration • OR Conservation Strategy • Water Program • Habitat Program 	<ul style="list-style-type: none"> • Native fish conservation • Wildlife conservation
Funding amount (2021-23 Legislatively Adopted Budget)	\$156.5 million	\$44.3 million in Wildlife and Sport Fish Restoration Program Funds. \$115.0 million other Federal	\$76.9 million	\$42.4 million	\$47.0 million	\$6.8 million
% of Fish and Wildlife budget:	32.0%	32.6%	15.7%	8.7%	9.6%	1.4%
Implications of budget cuts to this category:	<ul style="list-style-type: none"> • Programs that are funded by license \$ would be cut. • For every \$1 of license \$ cut that are match for federal dollars, an additional \$3 of federal funding would be cut. 	<ul style="list-style-type: none"> • Programs funded by federal contracts would be cut. • For any funding not appropriated through WSFR, Oregonians will still pay the excise tax, but will not receive any benefit. Cutting these dollars will only save \$1 of state funding for every \$3 of federal funding cut. 	<ul style="list-style-type: none"> • Cutting this spending has no impact on License Funded Programs. 	<ul style="list-style-type: none"> • Requires a change in statute to spend the funds for a different purpose. • Cutting this spending has no impact on License Funded Programs. 	<ul style="list-style-type: none"> • Cutting this spending has no impact on License Funded Programs. 	<ul style="list-style-type: none"> • Cutting this spending has no impact on License Funded Programs.



Oregon Department of Fish and Wildlife

MyODFW.com

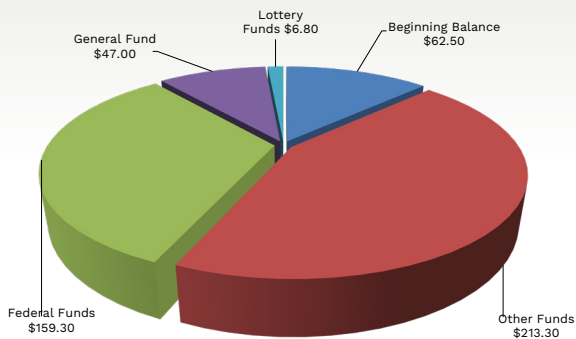
ODFW Budget 101 | An overview of Oregon's complex fish and wildlife conservation funding

OREGON DEPARTMENT OF FISH AND WILDLIFE

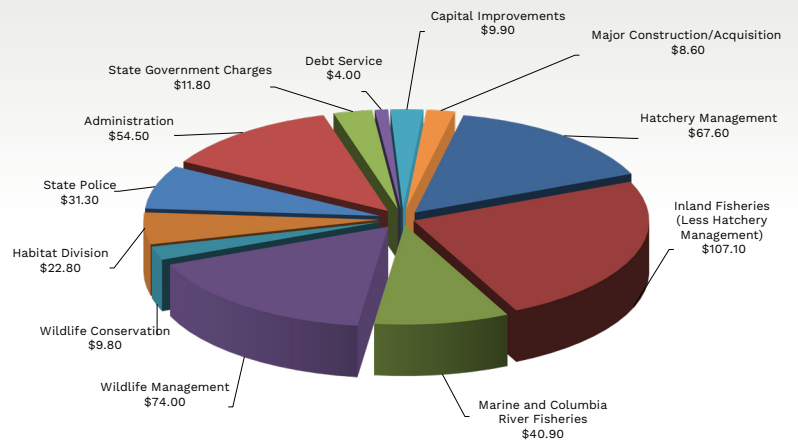
2021-23 Legislatively Adopted Budget

	2019-21 Legislatively Adopted	2021-23 Legislatively Adopted
General Fund	\$ 35,094,508	\$ 47,048,279
Lottery Funds	\$ 7,621,405	\$ 6,768,156
Other Funds	\$ 203,027,596	\$ 229,202,692
Federal Funds	\$ 144,438,993	\$ 159,336,429
Total Funds	\$ 390,182,502	\$ 442,355,556
Positions	1,352	1,364
Full Time Equivalent	1,154.69	1,168.47

2021-23 Revenue in Millions



2021-23 Expenditures in Millions



Revenue	Expenditures	Balance
\$ 488,920,648	\$ 442,355,556	\$ 46,565,092



The mission of the **OREGON DEPARTMENT OF FISH AND WILDLIFE** is to protect and enhance Oregon's fish and wildlife and their habitats for use and enjoyment by present and future generations.

Agency legislative concepts passed into law

- HB 2068** **Reauthorization of the Landowner Preference Program:** House bill 2068 extended the sunset date to January 2, 2026, maintaining the existing program. This program provides recreational harvest opportunity to landowners that are providing habitat for wildlife and is a tool for population management in some locations. The program allows landowners to request controlled hunting tags, the number of tags provided is based on the amount of acreage owned.
- HB 2069** **Greater Sage-grouse Mitigation Fund:** This legislation establishes the Greater Sage-grouse Mitigation Program In-Lieu Fee Fund, which provides developers an additional choice to conducting mitigation for project impacts to sage-grouse habitat. The fund would be available to the department for supporting efforts to restore, protect, or enhance habitat for sage grouse. With approval from the Secretary of Treasury, investment in intermediate pool fund accounts rather than the short term pool would potentially reduce assessments and incentivize use.
- SB 59** **Columbia River Basin Endorsement Fund:** This legislation extends the sunset date to January 2, 2026, for the Columbia River Endorsement Fund, maintaining the fee on recreational licenses to fish for salmon, steelhead and sturgeon in the Columbia River and its tributaries. The fees pay for enforcement by State police, hatchery production, and monitoring of fisheries. This legislation also extends the youth and pioneer license exemptions from the endorsement. This legislation includes a provision that if certain rule changes are adopted related to Columbia River fisheries, the department may not require or collect the endorsement fees beginning the following calendar year.

2021-2023 Policy Option Packages

included in Legislatively Adopted Budget

POP Number	Policy Option Package (POP) Title	Category	# Pos	FTE	General Fund	Lottery Funds	Other Funds	Federal Funds	Total Funds
100	OCS Farm Bill Wildlife Biologists	Habitat	4	4.0		153,991		613,663	767,654
101	OCS Farm Bill Fisheries Biologist	Habitat	1	1.0		46,019		183,346	229,365
102	Voluntary Access & Habitat Incentive Program	Wildlife Management	0	0.0				2,186,951	2,186,951
103	Klamath Reintroduction & Monitoring Biologist	Inland Fisheries	1	1.0		134,500	134,500		269,000
104	Habitat Tools for Oregon Coast and Beyond	Inland Fisheries	1	1.0			222,012		222,012
105	Culverts Fish Passage	Inland Fisheries	1	1.0			2,816,270		2,816,270
106	COID Mitigation & Enhancement Coordinator	Inland Fisheries	0	0.3			105,000		105,000
107	Application Development Positions	Administration	2	2.0					-
108	Recreational Fisheries Project Coordinator	Capital Improvement	1	1.0			275,000		275,000
109	Deferred Maintenance Facilities Engineer	Capital Construction	1	1.0					-
112	Habitat Division Establishment	Habitat	7	7.0	1,467,894				1,467,894
114	Basin Water Planning & Mitigation Coordination	Habitat	2	2.0	472,885				472,885
115	Willamette Basin Complex Water Issues	Habitat	3	3.0	700,248				700,248
117	Good Neighbor Authority Coordinator	Habitat	1	1.0			35,375	240,625	276,000
			25	25.3	2,641,027	334,510	3,588,157	3,224,585	9,788,279



Thank you for your support of the
Oregon Department of Fish and Wildlife's 2021-2023 budget

Oregon Department of Fish and Wildlife | MyODFW.com