



Marine  
Resources

# Public Meeting on the 2022 Recreational Bottomfish Fishery

9 August 2021



ODFW Marine Reserves Photo

# Meeting Outline

- State Management Goals
- Review 2021 season
- Discussion about 2022
  - Stock Assessments & Allocations
  - Public input on Season Structure and Regulations



# State Management Goals

- Strive for year-round bottomfish fishing
- Provide as much harvest opportunity as possible
  - More Opportunity = More Complexity
- Minimize bycatch impacts
  - E.g. descending device requirements



# Review of 2021 season structure & regulations

- Seasonal depth restriction (40-fm Jun-Aug)
- Select bottomfish allowed with halibut
  - **New in 2021** - Longleader fishing in combination with halibut during all-depth halibut fishing days
- Mandatory descending devices
- Length limits
  - Lingcod @ 22 inches
  - Cabezon @ 16 inches





Marine  
Resources

# Review of 2021 season structure & regulations

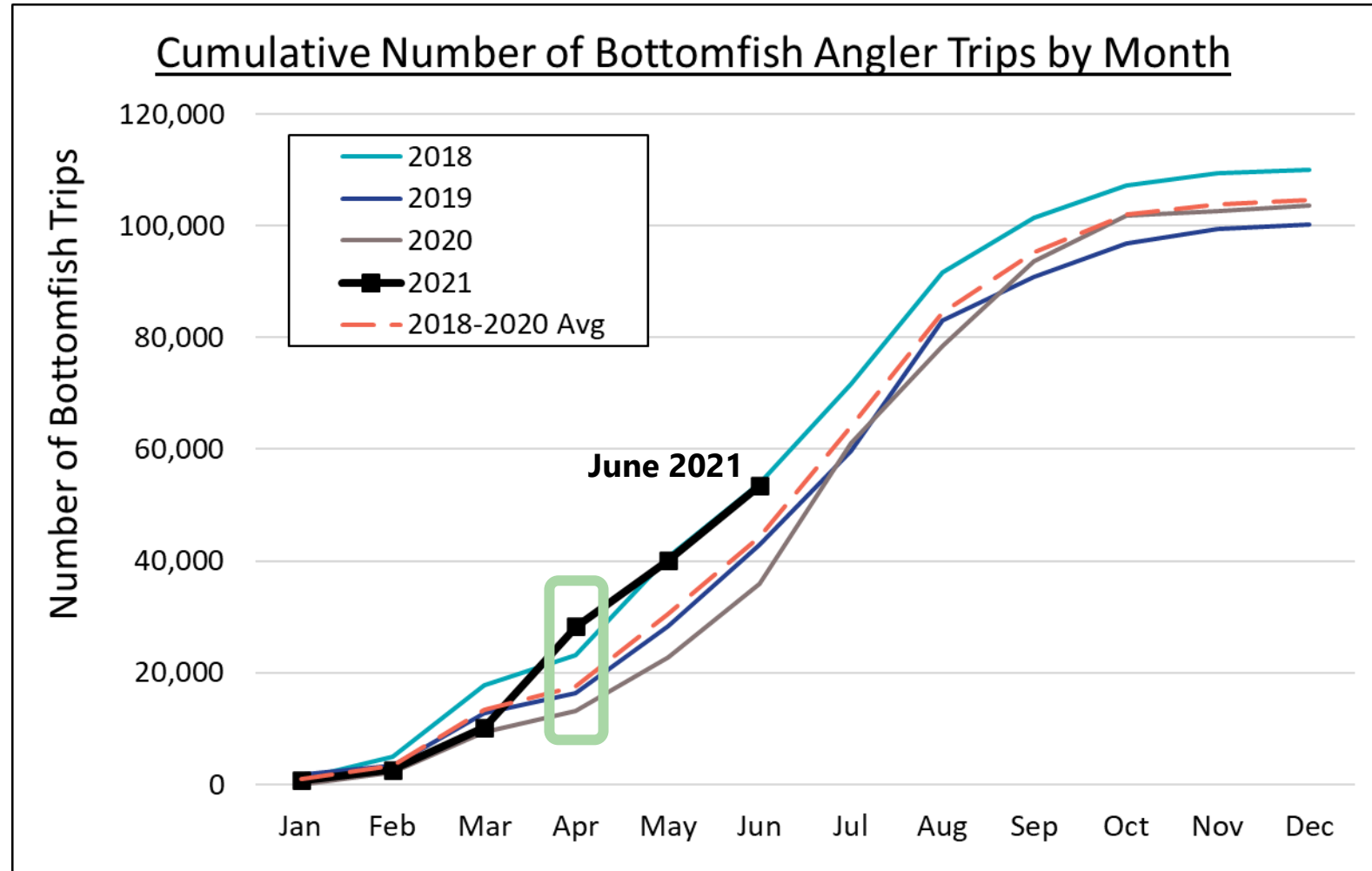
## Bottomfish Bag Limits

- 6 fish general marine bag limit
  - Lowered to 5 fish on May 10
  - Sub-bag limits
    - 1 China, copper, or quillback rockfish
      - non-retention on June 1 from a boat
    - 1 cabezon (July 1 until quota caught)
- 2 lingcod
- 25 flatfish (other than P. halibut)
- 10 longleader gear fish (10 species)



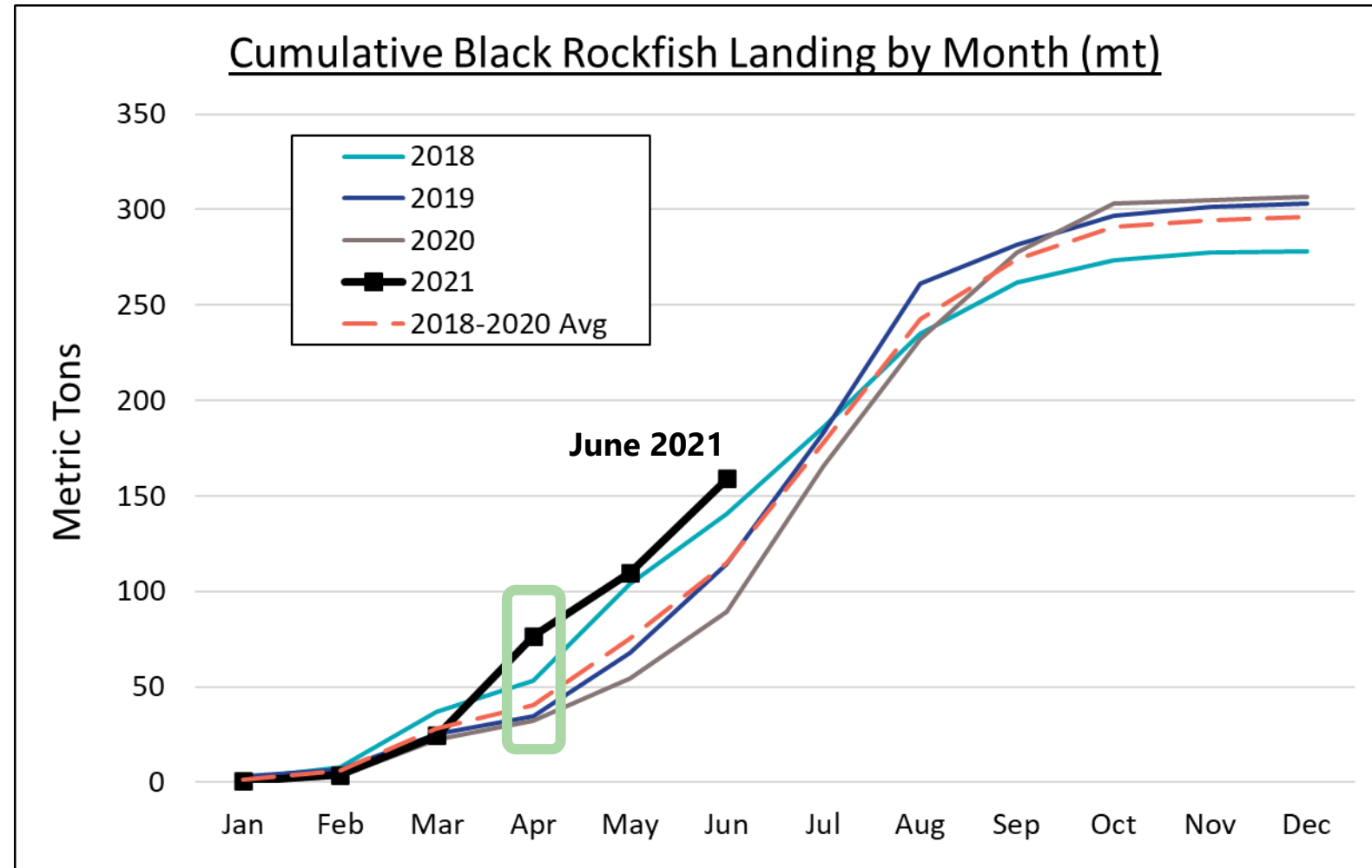
# 2021 Season Progress

- Tracking higher than most previous years
- An estimated 18,000 angler trips in April of 2021
  - 2018-2020 average is 4,300 angler trips



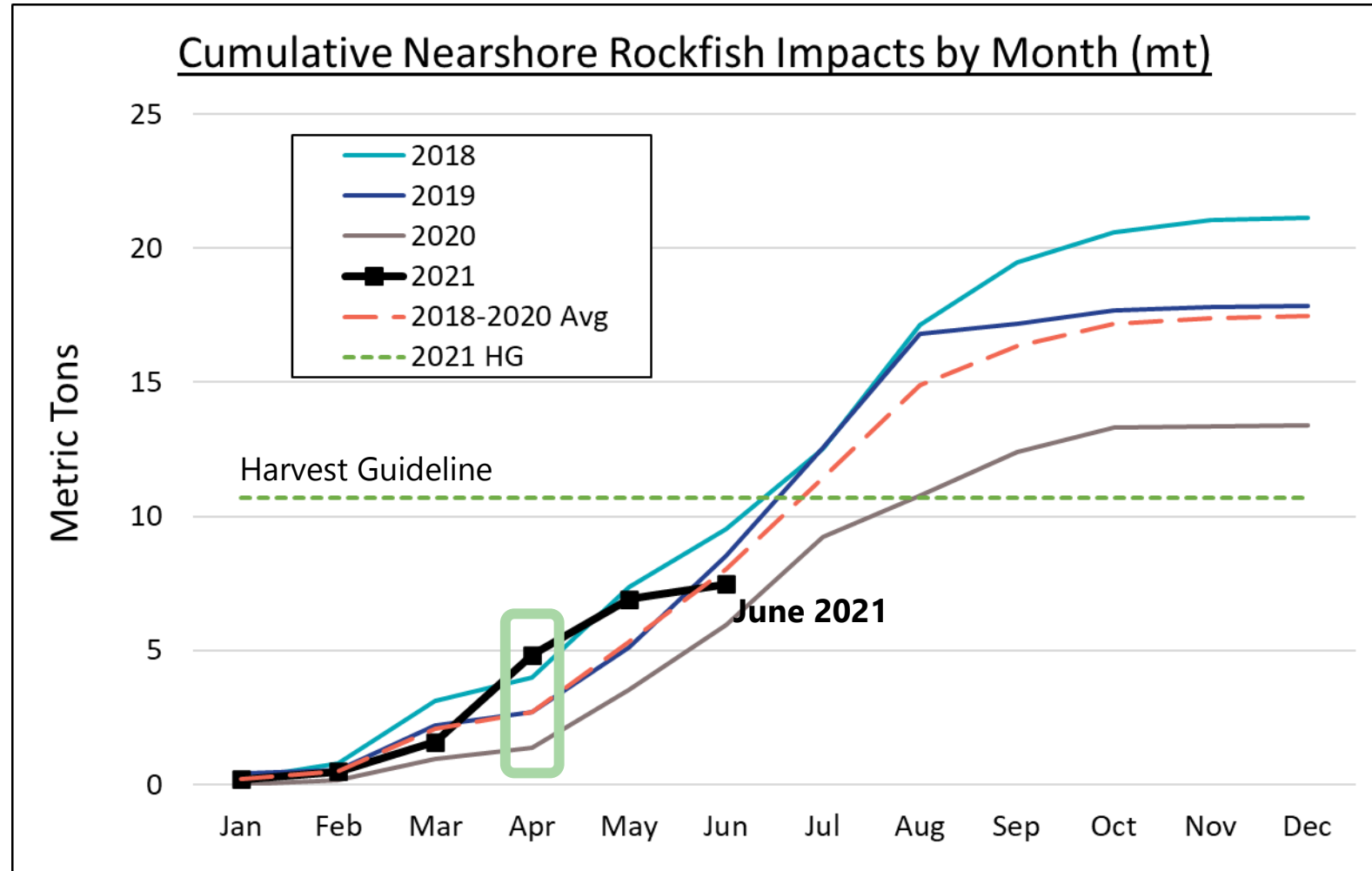
# 2021 Season Progress

- Black rockfish dominate the bag limit
  - An estimated 52 mt of mortality in April 2021
- Bag limit reduced from 6 to 5 on May 10



# 2021 Season Progress

- Nearshore rockfish went to no-retention on June 1
- Cabezon catch rates have slowed this year
  - Opened July 1
  - ~5mt total dead through July 25






# 2022 Harvest Limits

Species or Species Group	2021 limit (mt)	2022 limit (mt)
Black Rockfish	389.1	389.1
Blue/Deacon Rockfish	73.7	71.2
Nearshore Rockfish (China, Copper & Quillback RF)	10.8	10.5
Yelloweye Rockfish	6.9	7.0
Canary Rockfish	65.1	63.6
Cabezon	19.4	18.6
Greenlings	35.8	34.5



# 2021 Stock Assessment Implications

- Quillback Rockfish (Oregon):
  - Healthy but small population
  - Catch levels have been higher than the 2021 assessment says are sustainable



Year	Recreational Impacts (mt)	Commercial Impacts (mt)	Potential Quota (mt)
2017	7.0	1.9	-
2018	9.5	1.9	-
2019	8.7	2.9	-
2020	6.1	3.2	-
2021*	3.3	1.1	-
2022			3.35
2023			2.85
2024			2.81


\*Data through June 2021



# Nearshore Fishery Independent Survey

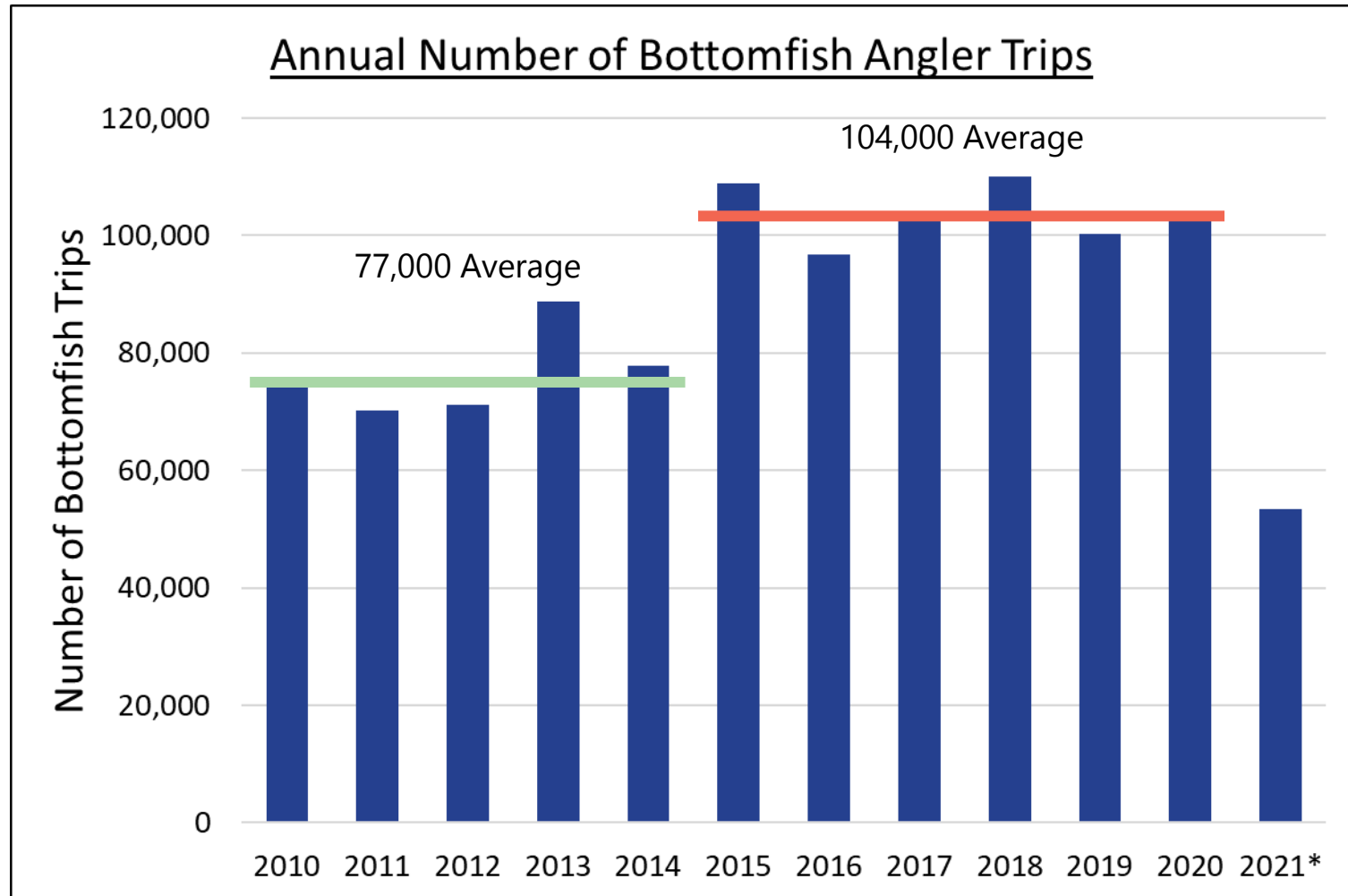
## Black Rockfish Survey

- ODFW Research Team going to sea
  - Began this month
  - ~50 days planned at sea
- Data collected will provide stock assessors with much needed information regarding black rockfish and perhaps several other of our nearshore species



# Forecasting for 2022

- High number of bottomfish angler trips since 2015
- Factors include:
  - Salmon success
  - Tuna opportunity
  - Weather
  - Price of gas
- Increased outdoor recreation



\*Data available through June 2021



# 2022 Season

- Keep the regulations the same?
- Any suggested regulation changes to access more of, but stay within, harvest limits?
- Oregon Fish & Wildlife Commission will consider recommendations from staff and public input and adopt regulations on December 17, 2021





**Thank you!**

Marine Resources Program  
Oregon Department of Fish and Wildlife  
2040 SE Marine Science Drive  
Newport, OR 97365  
(541) 867-4741

**[christian.t.heath@odfw.oregon.gov](mailto:christian.t.heath@odfw.oregon.gov)**

**[lynn.mattes@odfw.oregon.gov](mailto:lynn.mattes@odfw.oregon.gov)**

**[maggie.sommer@odfw.oregon.gov](mailto:maggie.sommer@odfw.oregon.gov)**